

# Veterinary Product Catalog

Implants

Instruments

Sets



PART OF THE *Johnson & Johnson* FAMILY OF COMPANIES

Before 1937, the treatment of fractures in large and small animals was confined mainly to casts and splints. Between this period and the mid-1960s, fixation by Stader and Kirschner-Ehmer splints, bone sutures, and the occasional Sherman or Lane bone plate was added to the veterinary armamentarium. The functional and anatomical results were less than desirable in many cases, and nonunion, malunion, and stiff joints were not uncommon. This mirrored the state of the art of internal fixation of fractures in man at the time.

Fracture treatment, however, took a tremendous leap forward in 1958 when the Swiss Association for the Study of Internal Fixation (in German: Arbeitsgemeinschaft für Osteosynthesefragen—AO) defined the biomechanical principles for successful internal fixation of fractures, and implemented these principles with the creation of an entire system of stainless steel implants and instruments. Their applied fracture research was carried out in the Laboratory for Experimental Surgery in Davos, Switzerland, based on metallurgical expertise gleaned from the watch-making industry and expert European toolmakers.

Documentation in Bern of more than 100,000 clinical cases using these AO methods, and based on a comprehensive classification of fractures, confirmed the reliability and quality of the system. The central theme was the rapid return of function after fracture treatment. This was accomplished by anatomical reduction, stable internal fixation with implants utilizing interfragmentary compression, buttressing, medullary splintage, and preservation or enhancement of the blood supply in the fracture zone by early exercise and early bone grafting. There was usually no necessity for casts or external splintage. Emphasis was also placed on preoperative planning, operative asepsis, gentle soft tissue handling and atraumatic exposure of the fractured bone, and early postoperative mobilization of the part and the patient. Protected weight-bearing and careful radiographic monitoring until union was achieved completed the regime.

The bridge between human and veterinary fracture treatment, and indeed orthopaedics, began to be built early in the 1940s by Kuntscher with the experimental work on intramedullary nailing in dogs. Dr. Jacques Jenny, as a resident in Zurich in 1943, assisted Dr. H. Knoll and Dr. H. Willenegger with the first clinical canine femoral intramedullary nailing. In 1965, Drs. J. Jenny and R.B. Hohn, encouraged by Dr. Howard Rosen, introduced AO techniques in large and small animal orthopaedic surgery at the University of Pennsylvania and the Animal Medical Center in New York, respectively, utilizing human AO principles and instrumentation.

Following participation in 1969 at a human AO course in Davos, a number of active American and Swiss veterinary surgeons initiated courses for veterinarians at Bettlach, Waldenburg and Davos in Switzerland, and at the Ohio State University in Columbus, Ohio, in the United States. Veterinary AO sections were started in these two countries with the special help of Fritz Straumann, and were united with groups from other countries as an international organization in 1970. Basic and Advanced courses have been held regularly in Switzerland, the United States, and other countries.

Research led to the design of new implants which would conform to the anatomical and functional requirements of animals, and to the definition of techniques specific for the various animal species. The original AO principles have proven to be as successful in large and small animals as in humans. This has been clearly demonstrated by analysis of the documentation of the treatment and follow-up of thousands of animal fractures.

chronOS, DCP, Fastight, LC-DCP, LCP, and Synthes are trademarks of Synthes, Inc. or its affiliates.

©2008 Synthes, Inc. or its affiliates. All rights reserved. Printed in U.S.A.

No extracts or copies of this catalog may be made without the written permission of Synthes, Inc. All Synthes VET catalogs and price lists remain the property of Synthes and may only be used in connection with the instruments and implants distributed by Synthes.

---

## Terms and Conditions

---

### ORDERING INFORMATION

Telephone Orders (routine), call DePuy Synthes Companies Customer Service toll-free: 1-800-523-0322

Fax Orders, fax toll free: 1-800-Synthes (796-8437)

Internet Order Processing, for information: [www.synthesvet.com](http://www.synthesvet.com)

Product Support, call the DePuy Synthes Vet Tech Support Line: 1-610-719-6599

DePuy Synthes Vet  
1302 Wrights Lane East  
West Chester, PA 19380  
[www.synthesvet.com](http://www.synthesvet.com)

TERMS: NET 30 DAYS

FOB shipping point: Monument, CO

---

### SERVICE DEPARTMENT

Return Authorization is required before returning product to DePuy Synthes Companies for service or repair.

For a Return Authorization Number, call the DePuy Synthes Companies Service Department: 1-800-288-6698

Mark the Return Authorization Number on the inside and outside of the package and ship to:

DePuy Synthes  
Attn: Service Department  
1101 Synthes Avenue  
Monument, CO 80132

---

### RETURN INSTRUCTIONS

- No product may be returned for credit once that item has been removed from its original sterile or nonsterile package, or after 90 days from invoice date.
- Instruments and implants which are made on special request, even if unopened, may not be returned to DePuy Synthes for credit under any circumstances.
- A Return Authorization number and a copy of the invoice or packing slip must accompany all returns.
- All returns after 30 days from date of invoice are subject to a minimum restocking fee of 5%.
- Credit for returned goods will only be issued upon DePuy Synthes Companies determination of acceptable condition.
- For a Return Authorization Number, call the DePuy Synthes Companies Credit and Return Department: 1-800-479-6329. Mark the Return Authorization Number on the inside and outside of the package and ship to:

DePuy Synthes  
Attn: Returns Department  
1101 Synthes Avenue  
Monument, CO 80132

---

## Terms and Conditions—continued

---

### DEPUY SYNTHES COMPANIES WARRANTY POLICY

DePuy Synthes Companies offers a lifetime warranty for catalog instruments purchased from DePuy Synthes Companies. This warranty presumes that the instruments are used with DePuy Synthes Companies implants under normal operating conditions, and with established AO techniques.

Excepted from this warranty are items which have been abused and those that become unserviceable through prolonged use.

- Warranty is limited to the repair or replacement of instruments.
- Repair or replacement is dependent upon return of the instrument to DePuy Synthes Companies.
- Excluded from this warranty are all cutting instruments, i.e. drill bits, taps, chisels, fixed head reamers, osteotomes, periosteal elevators, and gouges.
- This warranty and the undertaking to replace or repair is in exclusion of all other warranties and remedies.

---

### IN CANADA

DePuy Synthes Canada  
200 Whitehall Drive  
Markham, Ontario  
L3R 0T5  
Toll Free Telephone: 1-855-946-8999  
Toll Free Fax: 1-888-329-3378  
Email: [DScustomercare@its.jnj.com](mailto:DScustomercare@its.jnj.com)

---

### POWER EQUIPMENT

Routine product reorders or other customer services, call the DePuy Synthes Power Tools Customer Service Department at (800) 327-6887.

Return material authorizations (RMAs) for returns or servicing your power equipment, call the DePuy Synthes Power Tools Customer Service Department at (800) 327-6887.

Technical questions or new purchase inquiries about any of the DePuy Synthes Power Tools products (Small Battery Drive, High Speed Drills, etc.) call the DePuy Synthes Vet Technical Support Line at 610-719-6599.



## CONTENTS

**Instrument and  
Implant Sets**

1-1 thru 1-36

**Implants**

2-1 thru 2-39

**Instruments**

3-1 thru 3-47

**Cases  
and Trays**

4-1 thru 4-16

**Reference  
Materials**

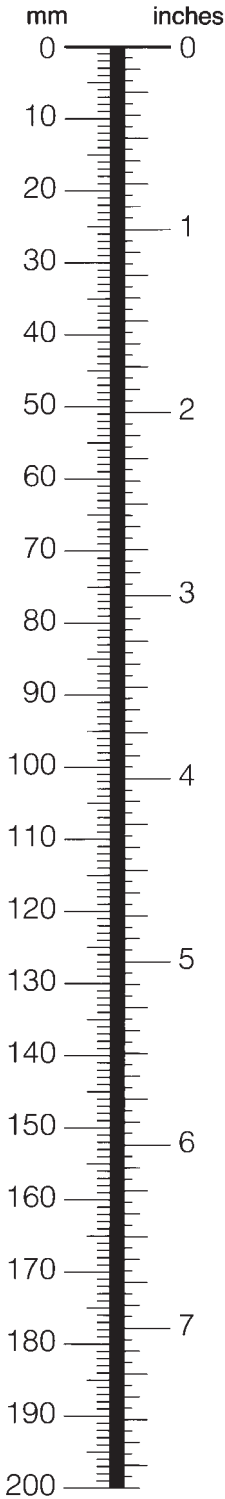
5-1

**Biomaterial Products**

6-1 thru 6-2

**Numerical Index  
Alphabetical Index**

N-1 thru N-2



# METRIC CONVERSIONS

MULTIPLICATION FACTORS:

inches  $\times$  25.4 = mm

mm  $\times$  .0394 = inches

approx. mm wire gauge

0.30	30
0.33	29
0.35	28
0.40	27
0.46	26
0.50	25
0.56	24
0.61	23
0.71	22
0.81	21
0.91	20
1.01	19
1.22	18
1.42	17
1.62	16
1.83	15
2.03	14
2.34	13
2.64	12
2.94	11
3.25	10

	32 nds	64 ths	INCH		32 nds	64 ths	INCH
	1		.015625		33		.515625
1			.03125		17		.53125
	3		.046875		35		.546875
$\frac{1}{16}$			.0625	$\frac{9}{16}$			.5625
	5		.078125		37		.578125
3			.09375		19		.59375
	7		.109375		39		.609375
$\frac{1}{8}$			.125	$\frac{5}{8}$			.625
	9		.140625		41		.640625
5			.15625		21		.65625
	11		.171875		43		.671875
$\frac{3}{16}$			.1875	$\frac{11}{16}$			.6875
	13		.203125		45		.703125
7			.21875		23		.71875
	15		.234375		47		.734375
$\frac{1}{4}$			.25	$\frac{3}{4}$			.75
	17		.265625		49		.765625
9			.2815		25		.78125
	19		.296875		51		.796875
$\frac{5}{16}$			.3125	$\frac{13}{16}$			.8125
	21		.328125		53		.828125
11			.34375		27		.84375
	23		.359375		55		.859375
$\frac{3}{8}$			.375	$\frac{7}{8}$			.875
	25		.390625		57		.890625
13			.40625		29		.90625
	27		.421875		59		.921875
$\frac{7}{16}$			.4375	$\frac{15}{16}$			.9375
	29		.453125		61		.953125
15			.46875		31		.96875
	31		.484375		63		.984375
$\frac{1}{2}$			.5	1			1.

## Canine Growth Plate Fusion Chart

### VARIATION IN AGES OF GROWTH PLATE FUSION—DOG

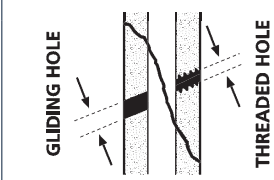
	Forelimb		Hindlimb		
	<u>Earliest Fused</u>	<u>Latest Unfused</u>	<u>Earliest Fused</u>	<u>Latest Unfused</u>	
Scapular tuberosity	12 w	5 m	Great trochanter	6 m	9 m
Proximal humerus	10 m	10 m	Proximal femur	6 m	9 m
Distal humerus	5 m	8 m	Lesser trochanter	9 m	10 m
Proximal ulna	5 m	8 m	Distal femur	6 m	8 m
Proximal radius	5 m	8 m	Proximal tibia	6 m	11 m
Distal radius	6 m	9 m	Proximal fibula	6 m	10 m
Distal ulna	6 m	8 m	Distal tibia	5 m	8 m
Accessory carpal	10 w	5 m	Distal fibula	5 m	8 m
Metacarpal	5 m	7 m	Tuber calcis	11 w	7 m
Proximal phalanx	16 w	5 m	Metatarsal	5 m	7 m
Middle phalanx	16 w	5 m	Proximal phalanx	16 w	7 m
			Middle phalanx	16 w	5 m

Sumner-Smith, 1964





# Standard Screws, Drill Bits and Taps for Veterinary Use

SCREW DIAMETER (mm)													
Thread Diameter	1.5	1.5	2.0	2.4	2.4	2.7	3.5	4.5	5.5	4.0	6.5		
Screw Type	Cortex										Cancellous		
Vet Part Number	VS102	VS105	VS202	VS210	VS205 VS204	VS302 VS301	VS402 VS401	VS403	VS404	VS601	VS602	VS603	
Self-tapping	–	–	–	–	–	–	–	–	–	–	–	–	
Non-self-tapping	–	–	–	–	–	–	–	–	–	–	–	–	
DRILL BIT and TAP DIAMETER (mm)													
Drill Bit for Gliding Hole	1.5	1.5	2.0	2.4	2.7	3.5	4.5	5.5	–	–	4.5	–	
	(X)	(X)	(X)	(X)	(X)	(X)	(X)	(X)	(X)	(X)	(X)	(X)	
Drill Bit for Threaded Hole	1.1	1.1	1.5	1.8	2.0	2.5	3.2	4.0	2.5	2.5	3.2	–	
Tap	1.5	–	2.0	–	2.7	3.5	4.5	5.5	4.0	4.0	6.5	–	
Catalog Number	311.150	311.190 311.2.10 - long	311.260 311.30 - long	311.320 311.330 - long	311.460 311.480	311.550	311.660	311.340	311.340	311.340	311.660	–	
Drive Type	1.5 mm Cruciform	T4 StarDrive™	2.0 mm Cruciform	T8 StarDrive	2.5 mm Hex	3.5 mm Hex	3.5 mm Hex	2.5 mm Hex	2.5 mm Hex	2.5 mm Hex	3.5 mm Hex	–	

Illustrations not actual size

Illustrations not actual size



## Locking Screws and Drill Bits for Veterinary Use

SCREW DIAMETER (mm)						
Thread Diameter	1.5	2.0	2.4	2.7	3.5	5.0
Screw Type	Locking Head					
Vet Part Number Self-tapping	VS206	VS207	VS208	VS206	VS303	VS502
DRILL BIT and TAP DIAMETER (mm)						
Drill Bit for Gliding Hole	1.5	2.0	2.4	2.7	3.5	5.5
Drill Bit for Threaded Hole	1.1	1.5	1.8	2.0	2.8	3.2
Drive Type	T4 StarDrive	T6 StarDrive	T8 StarDrive	T8 StarDrive	T15 StarDrive	T25 StarDrive

Illustrations not actual size

## Screw and Drill Information for Self Tapping, Titanium Screws for Veterinary Use

SCREW DIAMETER (mm)						
Screw Type	Cortex			Locking		
Thread Diameter	2.0	2.0 Coarse	2.4	2.4 Emergency	2.0	2.4
Vet P/N	VST201	VST201	VST211	VST203	VST202	VST212
DRILL BIT DIAMETER (mm)						
Drill Bit for Threaded Hole	1.5	1.5	1.8	1.5	1.5	1.8
Drive Type	PLUSDRIVE®	PLUSDRIVE	Cruciform	PLUSDRIVE	PLUSDRIVE	Cruciform
						Cruciform

# AO Set System

The AO set system permits a reasonable number of basic instruments to be used for many applications and the ability to combine these standard devices with additionally available instruments and implants for special cases and applications.

## Standard Instrument Sets

These sets contain basic instruments and implants which permit the treatment of most fractures. Their use is described in the latest editions of the *AO Principles of Fracture Management in the Dog and Cat* and the *AO Principles of Equine Osteosynthesis*. If the techniques described in these manuals are properly followed, the chances for successful fixation are greatly improved. It is important that the standard instrument sets should always be complete so that during an operation an important instrument or implant is not missing. While the number of screws or plates in the implant sets can be reduced or adapted to the usage of the clinic, it is not advisable to delete certain lengths or certain types of plates.

**Note:** Because of the continuing development of the AO Instrumentation by the AO Technical Commission, it is possible that shape, form and dimension of the instruments and implants or the contents of certain standard sets are changed from time to time. Always refer to the latest edition of your DePuy Synthes Vet catalog for details.

1.5 mm LCP Instrument and Implant Sets .....	1-2
Mini Fragment Instrument and Implant Sets .....	1-4
Small Fragment Instrument and Implant Sets .....	1-10
TPLO Plate Set .....	1-19
TTA Set .....	1-20
Locking Reconstruction Instrument and Implant Set.....	1-21
CRIF Instrument and Implant Sets .....	1-22
Large Fragment Instrument and Implant Sets.....	1-24
Screw Removal Set .....	1-35

## 1.5 mm LCP® Instrument and Implant Set



### Instruments

- 60.116.545** 1.5 mm LCP Module Case
- 03.114.001** 1.1 mm LCP Threaded Drill Guide, 2 ea.
- 03.114.002** StarDrive Screwdriver Shaft, T4, 42 mm, Self-retaining
- 03.114.003** Threaded Bending Pin for 1.5 mm LCP Plates, 2 ea.
- 03.114.007** 1.1 mm Drill Bit, Mini Quick Coupling, 75 mm, 2 ea.
- 310.141** 1.5 mm Drill Bit, Mini Quick Coupling, 65 mm, 2 ea.
- 310.971** Countersink for 1.3 mm and 1.5 mm Screws
- 311.030** Handle with Mini Quick Coupling
- 319.110** Depth Gauge for 1.5 mm and 2.0 mm Cortex Screws

### Implants

- VS106.006** 1.5 mm Cortex Screws, self-tapping
- VS106.024** 6 ea: 6, 7, 8, 9, 10, 11, 12, 13, 14, and 15 mm; 4 ea: 16, 18, 20, 22, 24 mm
- VS105.006** 1.5 mm Locking Screws, T4, self-tapping
- VS105.024** 6 ea: 6, 7, 8, 9, 10, 11, 12, 13, 14, and 15 mm; 4 ea: 16, 18, 20, 22, 24 mm
- VP4001.04** 1.5 mm LCP Plate, 4 Holes, 2 ea.
- VP4001.06** 1.5 mm LCP Plate, 6 Holes, 2 ea.
- VP4002.06** 1.5 mm LCP Adaption Plate, 6 holes, 2 ea.
- VP4002.12** 1.5 mm LCP Adaption Plate, 12 holes, 2 ea.
- VP4003.08** 1.5 mm LCP T-Plate, 3 head holes, 8 shaft holes, 2 ea.
- VP4004.08** 1.5 mm LCP T-Plate, 4 head holes, 8 shaft holes, 2 ea.
- VP4005.L8** 1.5 mm LCP Extended H-Plate, left, 2 ea.
- VP4005.R8** 1.5 mm LCP Extended H-Plate, right, 2 ea.
- VP4006.08** 1.5 mm LCP Y-Plate, 3 head holes, 8 shaft holes, 2 ea.
- VP4007.06** 1.5 mm LCP Condylar Plate, 6 shaft holes, 2 ea.

Illustrations not actual size

# 1.5 mm LCP Instrument and Implant Set with Drill Guides



## Instruments

- 60.116.545** 1.5 mm LCP Module Case
- 03.114.001** 1.1 mm LCP Threaded Drill Guide, 2 ea.
- 03.114.002** StarDrive Screwdriver Shaft, T4, 42 mm, Self-retaining
- 03.114.003** Threaded Bending Pin for 1.5 mm LCP Plates, 2 ea.
- 03.114.007** 1.1 mm Drill Bit, Mini Quick Coupling, 75 mm, 2 ea.
- 310.141** 1.5 mm Drill Bit, Mini Quick Coupling, 65 mm, 2 ea.
- 310.971** Countersink for 1.3 mm and 1.5 mm Screws
- 311.030** Handle with Mini Quick Coupling
- 319.110** Depth Gauge for 1.5 mm and 2.0 mm Cortex Screws

## Implants


- VS106.006 - VS106.024** 1.5mm Cortex Screws, T4, self-tapping  
6 ea: 6, 7, 8, 9, 10, 11, 12, 13, 14 and 15 mm; 4 ea: 16, 18, 20, 22 and 24mm
- VS105.006 - VS105.024** 1.5 mm Locking Screws, T4, self-tapping  
6 ea: 6, 7, 8, 9, 10, 11, 12, 13, 14 and 15 mm; 4 ea: 16, 18, 20, 22 and 24mm
- VP4101.04** 1.5 mm LCP Plate, 4 Holes, with guides, 2 ea.
- VP4101.06** 1.5 mm LCP Plate, 6 Holes, with guides, 2 ea.
- VP4102.06** 1.5 mm LCP Adaption Plate, 6 holes, with guides, 2 ea.
- VP4102.12** 1.5 mm LCP Adaption Plate, 12 holes, with guides, 2 ea.
- VP4103.08** 1.5 mm LCP T-Plate, 3 head holes, 8 shaft holes, with guides, 2 ea.
- VP4104.08** 1.5 mm LCP T-Plate, 4 head holes, 8 shaft holes, with guides, 2 ea.
- VP4105.L8** 1.5 mm LCP Extended H-Plate, left, with guides, 2 ea.
- VP4105.R8** 1.5 mm LCP Extended H-Plate, right, with guides, 2 ea.
- VP4106.08** 1.5 mm LCP Y-Plate, 3 head holes, 8 shaft holes, with guides, 2 ea.
- VP4107.06** 1.5 mm LCP Condylar Plate, 6 shaft holes, with guides, 2 ea.

Illustrations not actual size

[www.synthesvet.com](http://www.synthesvet.com)

## Mini Fragment Instrument Set

### 103.521 Mini Fragment Instrument Set (includes standard set 103.522 and locking set 103.523)



#### 690.521 Mini Fragment Instrument Graphic Case

##### Instruments (in set 103.522)

- 310.110** 1.1 mm Drill Bit, quick coupling, 60 mm, 2 ea.
- 310.160** 1.5 mm Drill Bit, quick coupling, 110 mm, 2 ea.
- 310.190** 2.0 mm Drill Bit, quick coupling, 100 mm, 2 ea.
- 310.510** 1.8 mm Drill Bit, quick coupling, 100 mm, 2 ea.
- 310.530** 2.4 mm Drill Bit, quick coupling, 100 mm, 2 ea.
- 310.880** Countersink, for 1.5 mm and 2.0 mm Cortex Screws
- 310.972** Countersink for 2.0 mm and 2.4 mm screws
- 311.010** Handle, with mini quick coupling
- 311.150** Tap for 1.5 mm Cortex Screws, 50 mm
- 311.190** Tap for 2.0 mm Cortex Screws, 54 mm
- 312.140** 1.5 mm/1.1 mm Double Drill Guide
- 312.181** 2.4 mm/1.8 mm Drill Sleeve
- 314.676** 2.0 mm Screwdriver, with Holding Sleeve
- 314.67.97** Cruciform Screwdriver Shaft, with Holding Sleeve
- 319.006** Depth Gauge, for 2.0 mm and 2.4 mm Cortex Screws
- 319.110** Depth Gauge, for 1.5 mm and 2.0 mm Cortex Screws
- 319.970** Screw Forceps
- 323.201** 2.0 mm Universal Drill Guide
- 323.202** 2.4 mm Universal Drill Guide
- 329.010** Bending Iron, for 1.5 mm and 2.0 mm plates, 2 ea.


##### Instruments (in set 103.523)

- 03.111.010** 1.5 mm LCP Solid Threaded Drill Guide, for 2.0 mm LCP Plates, 2 ea.
- 03.111.011** 1.8 mm LCP Solid Threaded Drill Guide, for 2.4 mm LCP Plates, 2 ea.
- 311.430** Handle, with quick coupling
- 313.843** StarDrive Screwdriver Shaft, T6
- 314.467** StarDrive Screwdriver Shaft, T8, 105 mm
- 329.921** Threaded Bending Pin, for 2.0 mm LCP Plates, 2 ea.
- 329.922** Bending Pin, for 2.4 mm Locking Plates, 2 ea.

Illustrations not actual size

# Mini Fragment Standard Instrument Set

## 103.522 Mini Fragment Standard Instrument Set



**690.521** Mini Fragment Instrument Graphic Case

### Instruments

<b>310.11"</b>	1.1 mm Drill Bit, quick coupling, 60 mm, 2 ea.
<b>310.16"</b>	1.5 mm Drill Bit, quick coupling, 110 mm, 2 ea.
<b>310.19"</b>	2.0 mm Drill Bit, quick coupling, 100 mm, 2 ea.
<b>310.510</b>	1.8 mm Drill Bit, quick coupling, 100 mm, 2 ea.
<b>310.530</b>	2.4 mm Drill Bit, quick coupling, 100 mm, 2 ea.
<b>310.88"</b>	Countersink, for 1.5 mm and 2.0 mm Cortex Screws
<b>310.972</b>	Countersink for 2.0 mm and 2.4 mm screws
<b>311.01"</b>	Handle, with mini quick coupling
<b>311.15"</b>	Tap for 1.5 mm Cortex Screws, 50 mm
<b>311.19"</b>	Tap for 2.0 mm Cortex Screws, 54 mm
<b>312.14"</b>	1.5 mm/1.1 mm Double Drill Guide
<b>312.181</b>	2.4 mm/1.8 mm Drill Sleeve
<b>313.94"</b>	2.4 mm Screwdriver, with Holding Sleeve
<b>314.67.97</b>	Cruciform Screwdriver Shaft, with Holding Sleeve
<b>319.006</b>	Depth Gauge, for 2.0 mm and 2.4 mm Cortex Screws
<b>319.11"</b>	Depth Gauge, for 1.5 mm and 2.0 mm Cortex Screws
<b>319.97"</b>	Screw Forceps
<b>323.201</b>	2.0 mm Universal Drill Guide
<b>323.202</b>	2.4 mm Universal Drill Guide
<b>329.01"</b>	Bending Iron, for 1.5 mm and 2.0 mm plates, 2 ea.

Illustrations not actual size

[www.synthesvet.com](http://www.synthesvet.com)



## Mini Fragment Locking Instrument Set

### 103.523 Mini Fragment Locking Instrument Set




#### Instruments

- 03.111.010** 1.5 mm LCP Solid Threaded Drill Guide, for 2.0 mm LCP Plates, 2 ea.
- 03.111.011** 1.8 mm LCP Solid Threaded Drill Guide, for 2.4 mm LCP Plates, 2 ea.
- 311.430** Handle, with quick coupling
- 313.843** StarDrive Screwdriver Shaft, T6
- 314.467** StarDrive Screwdriver Shaft, T8, 105 mm
- 329.921** Threaded Bending Pin, for 2.0 mm LCP Plates, 2 ea.
- 329.922** Bending Pin, for 2.4 mm Locking Plates, 2 ea.

**Note:** Instruments fit in Mini Fragment Instrument Graphic Case (690.521)

# Mini Fragment Implant Set

## 103.524 Mini Fragment Implant Set (includes standard set 103.527 and locking set 103.528)



Lids not shown

- 690.522** Mini Fragment Implant Set Graphic Case  
**690.523** Mini Fragment Standard Implant Module (in set 103.527)  
**690.524** Mini Fragment Locking Implant Module (in set 103.528)

	<b>Implants (in set 103.527)</b>	<b>Implants (in set 103.528)</b>
<b>VS102.006– VS102.012</b>	1.5 mm Cortex Screws, self-tapping 3 ea: 6, 7, 8, 9, 10, 11 and 12 mm	<b>VS207.006– VS207.020</b> 2.0 mm Locking Screws 2 ea: 6, 7, 8, 9, 10, 11, 12, 13, 14, 16, 18 and 20 mm
<b>VS202.006– VS202.020</b>	2.0 mm Cortex Screws, self-tapping 3 ea: 6, 8, 10, 12, 14, 16, 18 and 20 mm	<b>VS208.008– VS208.020</b> 2.4 mm Locking Screws 2 ea: 8, 9, 10, 11, 12, 13, 14, 16, 18 and 20 mm
<b>VS203.008– VS203.028</b>	2.4 mm Cortex Screws, self-tapping 3 ea: 8, 10, 12, 14, 16, 18, 20, 22, 24, 26 and 28 mm	<b>VP4011.05</b> 2.0 mm/1.5 mm LCP Plate, 5 holes, 34 mm
<b>VP3011.05</b>	2.0 mm/1.5 mm LC-DCP Plate, 5 holes, 31 mm	<b>VP4011.07</b> 2.0 mm/1.5 mm LCP Plate, 7 holes, 48 mm
<b>VP3011.07</b>	2.0 mm/1.5 mm LC-DCP Plate, 7 holes, 43 mm	<b>VP4012.09</b> 2.0 mm/1.5 mm LCP Plate, 9 holes, 62 mm
<b>VP3012.09</b>	2.0 mm/1.5 mm LC-DCP Plate, 9 holes, 55 mm	<b>VP4021.05</b> 2.4 mm LCP Plate, 5 holes, 40 mm
<b>VP3021.05</b>	2.4 mm/2.0 mm LC-DCP Plate, 5 holes, 41 mm	<b>VP4021.07</b> 2.4 mm LCP Plate, 7 holes, 56 mm
<b>VP3021.07</b>	2.4 mm/2.0 mm LC-DCP Plate, 7 holes, 57 mm	<b>VP4022.09</b> 2.4 mm LCP Plate, 9 holes, 72 mm
<b>VP3022.09</b>	2.4 mm/2.0 mm LC-DCP Plate, 9 holes, 53 mm	

Illustrations not actual size

[www.synthesvet.com](http://www.synthesvet.com)

# Mini Fragment Standard Implant Set

## 103.527 Mini Fragment Standard Implant Set



Lid not shown

- 690.523** Mini Fragment Standard Implant Module\*
- Implants**
- VS102.006–** 1.5 mm Cortex Screws, self-tapping  
**VS102.012** 3 ea: 6, 7, 8, 9, 10, 11 and 12 mm
- VS202.006–** 2.0 mm Cortex Screws, self-tapping  
**VS202.020** 3 ea: 6, 8, 10, 12, 14, 16, 18 and 20 mm
- VS203.008–** 2.4 mm Cortex Screws, self-tapping  
**VS203.028** 3 ea: 8, 10, 12, 14, 16, 18, 20, 22, 24, 26 and 28 mm
- VP3011.05** 2.0 mm/1.5 mm LC-DCP Plate, 5 holes, 31 mm  
**VP3011.07** 2.0 mm/1.5 mm LC-DCP Plate, 7 holes, 43 mm  
**VP3012.09** 2.0 mm/1.5 mm LC-DCP Plate, 9 holes, 55 mm
- VP3021.05** 2.4 mm/2.0 mm LC-DCP Plate, 5 holes, 41 mm  
**VP3021.07** 2.4 mm/2.0 mm LC-DCP Plate, 7 holes, 57 mm  
**VP3022.09** 2.4 mm/2.0 mm LC-DCP Plate, 9 holes, 53 mm

\*Includes five Holding Clips (319.44) for securing plates

# Mini Fragment Locking Implant Set

## 103.528 Mini Fragment Locking Implant Set



Lid not shown

**690.524** Mini Fragment Locking Implant Module\*


### Implants

- VS207.006–** 2.0 mm Locking Screws  
**VS207.020** 2 ea: 6, 7, 8, 9, 10, 11, 12, 13, 14, 16, 18 and 20 mm
- VS208.008–** 2.4 mm Locking Screws  
**VS208.020** 2 ea: 8, 9, 10, 11, 12, 13, 14, 16, 18 and 20 mm
- VP4011.05** 2.0 mm/1.5 mm LCP Plate, 5 holes, 34 mm  
**VP4011.07** 2.0 mm/1.5 mm LCP Plate, 7 holes, 48 mm  
**VP4012.09** 2.0 mm/1.5 mm LCP Plate, 9 holes, 62 mm
- VP4021.05** 2.4 mm LCP Plate, 5 holes, 40 mm  
**VP4021.07** 2.4 mm LCP Plate, 7 holes, 56 mm  
**VP4022.09** 2.4 mm LCP Plate, 9 holes, 72 mm

\*Includes five Holding Clips (319.44) for securing plates

## Small Fragment Instrument Set

### 103.503 Small Fragment Instrument Set (includes standard set 103.501 and locking set 103.502)



**690.591** Small Fragment Instrument Set Graphic Case

#### Instruments (in set 103.501)

- VW1203.15** 1.25 mm Kirchner Wire, 150 mm (10/pkg.)
- VW2003.15** 2.0 mm Kirchner Wire, 150 mm (10/pkg.)
- 310.210** 2.0 mm Drill Bit, quick coupling, 125 mm, 2 ea.
- 310.250** 2.5 mm Drill Bit, quick coupling, 110 mm, 2 ea.
- 310.260** 2.7 mm Drill Bit, quick coupling, 100 mm, 2 ea.
- 310.350** 3.5 mm Drill Bit, quick coupling, 110 mm, 2 ea.
- 310.890** Countersink, for 3.5 mm cortex and 4.0 mm cancellous bone screws
- 311.260** Tap for 2.7 mm cortex screws
- 311.320** Tap for 3.5 mm cortex screws
- 311.340** Tap for 4.0 mm cancellous screws
- 311.430** Handle, with quick coupling
- 311.440** T-Handle, with quick coupling
- 312.200** 2.0 mm Parallel Drill Guide
- 312.300** 3.5 mm/2.5 mm Insert
- 314.020** Small Hexagonal Screwdriver, with holding sleeve
- 314.030** Small Hexagonal Screwdriver Shaft
- 319.010** Depth Gauge
- 319.970** Screw Forceps
- 323.260** 2.7 mm Universal Drill Guide
- 323.360** 3.5 mm Universal Drill Guide
- 329.040** Bending Iron, for 2.7 mm and 3.5 mm plates
- 329.050** Bending Iron, for 2.7 mm and 3.5 mm plates


#### Instruments (in set 103.502)

- VW1605.15** 1.6 mm Kirchner Wire with Thread, 150 mm (10/pkg.)
- 310.288** 2.8 mm Drill Bit, quick coupling, 165 mm, 2 ea.
- 312.648** 2.8 mm Threaded Drill Guide, 2 ea.
- 313.353** 2.0 mm Threaded Drill Guide, 2 ea.
- 314.115** StarDrive Screwdriver, T15
- 314.116** StarDrive Screwdriver Shaft, T15
- 314.467** StarDrive Screwdriver Shaft, T8
- 314.468** Holding Sleeve for 314.467
- 323.023** 1.6 mm Wire Sleeve
- 324.023** Threaded Plate Holder
- 324.024** Push-Pull Reduction Device

**Also available:** Torque Limiting Attachments 511.773 and 511.776 (shown, but not included in set)

# Small Fragment Standard Instrument Set

## 103.501 Small Fragment Standard Instrument Set



Lid not shown


**690.591** Small Fragment Instrument Set Graphic Case

- VW1203.15** 1.25 mm Kirchner Wire, 150 mm (10/pkg.)
- VW2003.15** 2.0 mm Kirchner Wire, 150 mm (10/pkg.)
- 310.210** 2.0 mm Drill Bit, quick coupling, 125 mm, 2 ea.
- 310.250** 2.5 mm Drill Bit, quick coupling, 110 mm, 2 ea.
- 310.260** 2.7 mm Drill Bit, quick coupling, 100 mm, 2 ea.
- 310.350** 3.5 mm Drill Bit, quick coupling, 110 mm, 2 ea.
- 310.890** Countersink, for 3.5 mm cortex and 4.0 mm cancellous bone screws
- 311.260** Tap for 2.7 mm cortex screws
- 311.320** Tap for 3.5 mm cortex screws
- 311.340** Tap for 4.0 mm cancellous screws
- 311.430** Handle, with quick coupling
- 311.440** T-Handle, with quick coupling
- 312.200** 2.0 mm Parallel Drill Guide
- 312.300** 3.5 mm/2.5 mm Insert
- 314.020** Small Hexagonal Screwdriver, with holding sleeve
- 314.030** Small Hexagonal Screwdriver Shaft
- 319.010** Depth Gauge
- 319.970** Screw Forceps
- 323.260** 2.7 mm Universal Drill Guide
- 323.360** 3.5 mm Universal Drill Guide
- 329.040** Bending Iron, for 2.7 mm and 3.5 mm plates
- 329.050** Bending Iron, for 2.7 mm and 3.5 mm plates

**Also available:** Small Fragment Instrument Set with Jacobs Chuck (103.501JC): substitutes Jacobs chuck drill bits (310.20, 310.24, 310.27 and 310.36) in the standard contents above.

## Small Fragment Locking Instrument Set

### 103.502 Small Fragment Locking Instrument Set




- VW1605.15** 1.6 mm Kirschner Wire with Thread, 150 mm (10/pkg.)  
**310.288** 2.8 mm Drill Bit, quick coupling, 165 mm, 2 ea.  
**312.648** 2.8 mm Threaded Drill Guide, 2 ea.  
**313.353** 2.0 mm Threaded Drill Guide, 2 ea.  
**314.115** StarDrive Screwdriver, T15  
**314.116** StarDrive Screwdriver Shaft, T15  
**314.467** StarDrive Screwdriver Shaft, T8  
**314.468** Holding Sleeve for 314.467  
**323.023** 1.6 mm Wire Sleeve  
**324.023** Threaded Plate Holder  
**324.024** Push-Pull Reduction Device

**Also available:** Torque Limiting Attachments 511.773 and 511.776

**Note:** Instruments fit in Small Fragment Instrument Set Graphic Case (690.591)

# Small Fragment DCP® Plate Set

## 103.513 Small Fragment DCP Plate Set



Lid not shown

**690.511** Small Fragment Plate Set Graphic Case\*

### Implants

**VP2030.05–** 2.7 mm DCP Plates  
**VP2030.09** 1 ea: 5, 7 and 9 holes

**VP2040.05–** 3.5 mm DCP Plates  
**VP2040.09** 1 ea: 5, 7 and 9 holes


**VP2050.07–** 3.5 mm Broad DCP Plates  
**VP2050.11** 1 ea: 7, 9 and 11 holes

\*Holds two each of most commonly used 2.7 mm, 3.5 mm and 3.5 mm broad plates



## Small Fragment LC-DCP® Plate Set

### 103.514 Small Fragment LC-DCP Plate Set



Lid not shown

**690.511** Small Fragment Plate Set Graphic Case\*

#### Implants

**VP3031.05–** 2.7 mm LC-DCP Plates  
**VP3031.09** 1 ea: 5, 7 and 9 holes

**VP3041.05–** 3.5 mm LC-DCP Plates  
**VP3041.09** 1 ea: 5, 7 and 9 holes


**VP3051.07–** 3.5 mm Broad LC-DCP Plates  
**VP3051.11** 1 ea: 7, 9 and 11 holes

\*Holds two each of most commonly used 2.7 mm, 3.5 mm and 3.5 mm broad plates

Illustrations not actual size

# Small Fragment LCP Plate Set

## 103.516 Small Fragment LCP Plate Set



Lid not shown

**690.511** Small Fragment Plate Set Graphic Case\*

### Implants

**VP4031.05–** 2.7 mm LCP Plates  
**VP4031.09** 1 ea: 5, 7 and 9 holes

**VP4041.05–** 3.5 mm LCP Plates  
**VP4041.09** 1 ea: 5, 7 and 9 holes

**VP4045.07–** 3.5 mm Broad LCP Plates  
**VP4045.11** 1 ea: 7, 9 and 11 holes

\*Holds two each of most commonly used 2.7 mm, 3.5 mm and 3.5 mm broad plates


Illustrations not actual size

[www.synthesvet.com](http://www.synthesvet.com)

12/16

## Small Fragment Screw Set

### 103.515 Small Fragment Screw Set (includes standard set 103.518 and locking set 103.517)



2.7 mm Locking Screws  
and lid not shown

- 690.515** Small Fragment Screw Set Graphic Case  
**690.592** Small Fragment Locking Screw Rack (for 2.7 mm and 3.5 mm screws), in set 103.517  
**690.593** Small Fragment Standard Screw Rack (for 2.7 mm, 3.5 mm and 4.0 mm screws), in set 103.518

#### Implants (in set 103.517)

- VS206.018–** 2.7 mm Locking Screws, self-tapping, with StarDrive recess  
**VS206.028** 2 ea.: 18, 20, 22, 24, 26, and 28 mm  
**VS303.020–** 3.5 mm Locking Screws, self-tapping, with StarDrive recess  
**VS303.050** 1 ea.: 20 and 50 mm  
 2 ea.: 22, 24, 26, 28, 30, 32, 34, 36, 38, 40 and 45 mm

#### Implants (in set 103.518)

- VS205.008–** 2.7 mm Cortex Screws, self-tapping  
**VS205.020** 6 ea.: 6, 8, 10, 12, 14, 16, 18 and 20 mm  
**VS302.012–** 3.5 mm Cortex Screws, self-tapping  
**VS302.030** 6 ea.: 12, 14, 16, 18, 20, 22, 24, 26, 28 and 30 mm  
**VS403.016–** 4.0 mm Cancellous Bone Screws, fully threaded  
**VS403.030** 1 ea.: 16, 18, 20, 22, 24, 26, 28 and 30 mm

**Also available:** Small Fragment Screw Sets 103.517 and 103.518

## Small Fragment Locking Screw Set

### 103.517 Small Fragment Locking Screw Set



2.7 mm Locking Screws  
and lid not shown

**690.592** Small Fragment Locking Screw Rack (for 2.7 mm and 3.5 mm screws)

#### Implants

**VS206.018–** 2.7 mm Locking Screws, self-tapping, with StarDrive recess  
**VS206.028** 2 ea.: 18, 20, 22, 24, 26, and 28 mm

**VS303.020–** 3.5 mm Locking Screws, self-tapping, with StarDrive recess  
**VS303.050** 1 ea.: 20 and 50 mm  
2 ea.: 22, 24, 26, 28, 30, 32, 34, 36, 38, 40 and 45 mm

**Also available:** Small Fragment Screw Sets 103.515 and 103.518  
For additional length screws, see pages 2–4 and 2–6.

## Small Fragment Standard Screw Set

### 103.518 Small Fragment Standard Screw Set



Lid not shown

**690.593** Small Fragment Standard Screw Rack (for 2.7 mm, 3.5 mm and 4.0 mm screws)

#### Implants

- VS205.008**– 2.7 mm Cortex Screws, self-tapping  
**VS205.020** 6 ea.: 8, 10, 12, 14, 16, 18 and 20 mm
- VS302.012**– 3.5 mm Cortex Screws, self-tapping  
**VS302.030** 6 ea.: 12, 14, 16, 18, 20, 22, 24, 26, 28 and 30 mm
- VS403.016**– 4.0 mm Cancellous Bone Screws, fully threaded  
**VS403.030** 1 ea.: 16, 18, 20, 22, 24, 26, 28 and 30 mm

**Also available:** Small Fragment Screw Sets 103.515 and 103.517  
 For additional length screws, see pages 2–3 to 2–6.

# Tibial Plateau Leveling Osteotomy Plate Set

## 103.512 Tibial Plateau Leveling Osteotomy Plate Set



**690.590** Tibial Plateau Leveling Osteotomy (TPLO) Plate Set Graphic Case

**2.0 mm Tibial Plateau Leveling Osteotomy (TPLO) Plates (2 ea.)**

**VP4405.L3** 3 holes left  
**VP4405.R3** 3 holes right

**2.4 mm Tibial Plateau Leveling Osteotomy (TPLO) Plates (2 ea.)**

**VP4404.L3** 3 holes left  
**VP4404.R3** 3 holes right

**2.7 mm Tibial Plateau Leveling Osteotomy (TPLO) Plates (2 ea.)**

**VP4400.L3** 3 holes left  
**VP4400.R3** 3 holes right

**3.5 mm Small Tibial Plateau Leveling Osteotomy (TPLO) Plates (2 ea.)**

**VP4403.L3** 3 holes left  
**VP4403.R3** 3 holes right


**3.5 mm Tibial Plateau Leveling Osteotomy (TPLO) Plates (2 ea.)**

**VP4401.L3** 3 holes left  
**VP4401.R3** 3 holes right

**3.5 mm Broad Tibial Plateau Leveling Osteotomy (TPLO) Plates (2 ea.)**

**VP4402.L4** 4 holes left  
**VP4402.R4** 4 holes right

# Tibial Tuberosity Advancement Set



Lid not shown

## Osteotomy Spreaders

- VQ5001.06 6 mm Blade
- VQ5001.09 9 mm Blade
- VQ5001.12 12 mm Blade
- VQ5001.15 15 mm Blade

- 311.440 T-Handle, QC

## Plates

- VP5031.L4 2.4 mm/2.7 mm TTA Plate, left, 53 mm, 2 ea.
- VP5031.R4 2.4 mm/2.7 mm TTA Plate, right, 53 mm, 2 ea.
- VP5031.L5 2.4 mm/2.7 mm TTA Plate, left, 65 mm, 2 ea.
- VP5031.R5 2.4 mm/2.7 mm TTA Plate, right, 65 mm, 2 ea.
- VP5041.L6 2.4 mm/3.5 mm TTA Plate, left, 78 mm, 2 ea.
- VP5041.R6 2.4 mm/3.5 mm TTA Plate, right, 78 mm, 2 ea.
- VP5041.L7 2.4 mm/3.5 mm TTA Plate, left, 90 mm, 2 ea.
- VP5041.R7 2.4 mm/3.5 mm TTA Plate, right, 90 mm, 2 ea.
- VP5041.L8 2.4 mm/3.5 mm TTA Plate, left, 104 mm, 2 ea.
- VP5041.R8 2.4 mm/3.5 mm TTA Plate, right, 104 mm, 2 ea.

## Wedges

- VP5052.04 4.5 mm, 19 mm long, 2ea.
- VP5052.06 6.0 mm, 22 mm long, 2ea.
- VP5052.07 7.5 mm, 22 mm long, 2ea.
- VP5052.09 9.0 mm, 25 mm long, 2ea.
- VP5052.10 10.5 mm, 25 mm long, 2ea.
- VP5052.12 12.0 mm, 28 mm long, 2ea.
- VP5052.13 13.5 mm, 31 mm long, 2ea.
- VP5052.15 15.0 mm, 31 mm long, 2ea.

## Spacers

- VP5053.03 3 mm Offset, 2 ea.
- VP5053.05 5 mm Offset, 2 ea.

# Locking Reconstruction Instrument and Implant Set



**60.116.540** Locking Reconstruction & Mini Plate System Graphic Case

## Instruments

- |                   |   |                |   |
|-------------------|---|----------------|---|
| <b>03.111.010</b> | 1.5 mm LCP Solid Threaded Drill Guide, 2 ea.                                    |                |   |
| <b>310.160</b>    | 1.5 mm Drill Bit, Quick Coupling, 110 mm, 2 ea.                                 | <b>329.040</b> | Bending Iron for 2.7 mm and 3.5 mm Plates                         |
| <b>310.190</b>    | 2.0 mm Drill Bit, Quick Coupling, 100 mm, 2 ea.                                 | <b>329.050</b> | Bending Iron for 2.7 mm and 3.5 mm Plates                         |
| <b>313.252</b>    | 1.5 mm/2.0 mm PLUSDRIVE® Screwdriver Blade, self-retaining, hex coupling, 96 mm | <b>329.142</b> | Combination Bending Pliers  |
| <b>311.005</b>    | Screwdriver Handle with hex coupling  | <b>329.528</b> | Bending Template, for 2.0 mm MLP 20 holes                         |
| <b>319.110</b>    | Depth Gauge for Mini Screws   | <b>329.529</b> | Bending Template, for 2.0 mm MLP 6 Holes, Narrow                  |
| <b>323.204</b>    | 2.0 mm/2.4 mm Universal Drill Guide   | <b>329.525</b> | Bending Template, for 2.0 mm MLP 6 Holes, Intermediate            |
| <b>310.510</b>    | 1.8 mm Drill Bit, Quick Coupling, 100 mm, 2 ea.                                 | <b>329.527</b> | Bending Template, for 2.0 mm MLP 12 Holes, Intermediate           |
| <b>310.530</b>    | 2.4 mm Drill Bit, Quick Coupling, 100 mm, 2 ea.                                 | <b>329.524</b> | Bending Template, for 2.0 mm MLP 20 Holes, Large and Extra Large  |
| <b>313.928</b>    | 2.0 mm/2.4 mm Cruciform Screwdriver Blade, self-retaining, with hex coupling    | <b>329.526</b> | Bending Template, for 2.0 mm MLP 3x3 Holes, Large and Extra Large |
| <b>397.441</b>    | 1.8 mm Threaded Drill Guide, short, 2 ea.                                       |                |   |
| <b>397.442</b>    | 2.4 mm Threaded Drill Guide, short, 2 ea.                                       |                |   |

## 2.0 mm Implants

- |                    |   |                        |   |
|--------------------|---|------------------------|---|
| <b>VST201.006–</b> | 2.0 mm Ti Cortex Screw, self-tapping      | <b>VP4014.06–</b>      | 2.0 mm Titanium Large Locking Plates            |
| <b>VST201.008</b>  | PLUSDRIVE Recess                          | <b>VP4014.20</b>       | 2 ea.: 6, 12 and 20 holes                       |
|                    | 5 ea.: 6 and 8 mm                         | <b>VP4015.12,</b>      | 2.0 mm Ti Extra-Large Locking Plates            |
| <b>VST201.010–</b> | 2.0 mm Ti Cortex Screw, Coarse Pitch,     | <b>VP4015.20</b>       | 2 ea.: 12 and 20 holes                          |
| <b>VST201.018</b>  | self-tapping, PLUSDRIVE Recess            |                        |   |
|                    | 5 ea.: 10, 12, 14, 16 and 18 mm           | <b>2.4 mm Implants</b> |   |
| <b>VST202.005–</b> | 2.0 mm Ti Locking Screw, self-tapping,    | <b>VST211.008–</b>     | 2.4 mm Ti Cortex Screw, self-tapping, Cruciform |
| <b>VST202.012</b>  | PLUSDRIVE Recess                          | <b>VST211.016</b>      | Recess  |
|                    | 5 ea.: 5, 6, 8, 10 and 12 mm              |                        | 5 ea.: 8, 10, 12, 14 and 16 mm                  |
| <b>VP4010.04–</b>  | 2.0 mm Ti Mini Locking Plate              | <b>VST212.008–</b>     | 2.4 mm Ti Locking Screw, self-tapping,          |
| <b>VP4010.20</b>   | 2 ea.: 4, 6 and 20 holes                  | <b>VST212.018</b>      | Cruciform Recess                                |
| <b>VP4011.06,</b>  | 2.0 mm Ti Intermediate Locking Plates     |                        | 5 ea.: 8, 10, 12, 14, 16 and 18 mm              |
| <b>VP4011.12</b>   | 2 ea.: 6 and 12 holes                     | <b>VST311.008–</b>     | 3.0 mm Ti Locking Screw, self-tapping,          |
| <b>VP4013.06</b>   | 2.0 mm Titanium Large Locking Plate 3 x 3 | <b>VST311.018</b>      | Cruciform Recess                                |
|                    | holes, 2 ea.                              |                        | 5 ea.: 8, 10, 12, 14, 16 and 18 mm              |
|                    |   | <b>VP4120.14,</b>      | 2.4 mm Locking Reconstruction Plate             |
|                    |   | <b>VP4120.24</b>       | 2 ea.: 14 and 24 holes                          |

Illustrations not actual size

www.synthesvet.com



# Clamp Rod Internal Fixation (CRIF) Implant Set

## 103.001 Clamp Rod Internal Fixation (CRIF) Implant Set



**690.516** Clamp Rod Internal Fixation (CRIF) Implant Graphic Case

### Instrument

**388.868** Template for 3.5 mm Rod, 2 ea.

### Implants

- VC2000.01** Mini Clamp, for use with 2.0 mm screws/2.0 mm rods, 10 ea.  
**VC2000.02** Mini End Clamp, for use with 2.0 mm screws/2.0 mm rods, 4 ea.  
**VC3000.01** Small Clamp, for use with 2.7 mm screws/3.0 mm rods, 10 ea.  
**VC3000.02** Small End Clamp, for use with 2.7 mm screws/3.0 mm rods, 4 ea.  
**VC5000.01** Medium Clamp, for use with 3.5 mm screws/5.0 mm rods, 10 ea.  
**VC5000.02** Medium End Clamp, for use with 3.5 mm screws/5.0 mm rods, 4 ea.
- VR201.030–** 2.0 mm Rods  
**VR201.090** 2 ea: 30, 45, and 90 mm
- VR301.045–** 3.0 mm Rods  
**VR301.120** 2 ea: 45, 90, and 120 mm
- VR501.060–** 5.0 mm Rods  
**VR501.240** 2 ea: 60, 75, 90, 105, 120, 150, 180, 210 and 240 mm

Illustrations not actual size

# Clamp Rod Internal Fixation (CRIF) Instrument Set

## 103.002 Clamp Rod Internal Fixation (CRIF) Instrument Set



**690.517** Clamp Rod Internal Fixation (CRIF) Instrument Graphic Case

**312.561** Rod Bender, for 3.0 mm and 5.0 mm rods

**392.000** Bending Iron, for 1.25 mm, 1.6 mm and 2.0 mm Kirschner wires, 2 ea.

**392.970** Rod Holding Forceps, for 2.0 mm rods, mini

**392.971** Rod Holding Forceps, for 3.0 mm rods, small


**392.972** Rod Holding Forceps, for 5.0 mm rods, medium

**392.973** Clamp Spreader, for mini clamps

**392.974** Clamp Spreader, for small and medium clamps

## Large Fragment Instrument Set

### 103.530 Large Fragment Instrument Set (includes standard set 103.531 and locking set 103.532)



**690.542** Large Fragment Instrument Set Graphic Case, veterinary

#### Instruments (in set 103.531)

- 310.290** 3.2 mm Drill Bit, quick coupling, 195 mm
- 310.400** 4.0 mm Drill Bit, quick coupling, 197 mm
- 310.480** 4.5 mm Drill Bit, quick coupling, 195 mm
- 310.550** 5.5 mm Drill Bit, quick coupling, 197 mm
- 310.990** Countersink, for 4.5 mm Cortex and 6.5 mm Cancellous Bone Screws
- 311.440** T-Handle, with quick coupling
- 311.480** Tap for 4.5 mm Cortex and 4.5 mm Shaft Screws, 180 mm/110 mm tap depth
- 311.550** Tap for 5.5 mm Cortex Screws, 197 mm, 100 mm tap depth, quick coupling
- 311.660** Tap for 6.5 mm Cancellous Bone Screws, 197 mm/150 mm calibration
- 312.460** 4.5 mm/3.2 mm Double Drill Sleeve
- 312.560** 5.5 mm/4.0 mm Double Drill Sleeve, veterinary
- 314.110** Holding Sleeve, for use with Hexagonal Screwdrivers
- 314.150** Large Hexagonal Screwdriver Shaft, quick coupling
- 314.270** Large Hexagonal Screwdriver
- 319.100** Depth Gauge, measures up to 110 mm
- 321.120** Articulated Tension Device, with gauge, span 20 mm
- 321.200** Ratchet Wrench, 11 mm width across flats
- 322.535** 5.5 mm Universal Drill Guide
- 323.460** 4.5 mm Universal Drill Guide

#### Instruments (in set 103.532)

- 310.431** 4.3 mm Drill Bit, quick coupling, 180 mm, for 5.0 mm Locking Screws
- 311.449** Push-Pull Reduction Device, for use with 4.5 mm LCP Plates
- 312.449** 4.3 mm Threaded Drill Guide, 3 ea.
- 314.118** StarDrive Screwdriver, T25, self-retaining, 245 mm
- 314.119** StarDrive Screwdriver Shaft, T25, self-retaining, quick coupling, 165 mm
- 397.705** Handle, quick coupling
- 511.771** Torque Limiting Attachment, 4 Nm

Illustrations not actual size

# Large Fragment Standard Instrument Set

## 103.531 Large Fragment Standard Instrument Set



**690.542** Large Fragment Instrument Set Graphic Case, veterinary

### Instruments


- 310.290** 3.2 mm Drill Bit, quick coupling, 195 mm
- 310.400** 4.0 mm Drill Bit, quick coupling, 197 mm
- 310.480** 4.5 mm Drill Bit, quick coupling, 195 mm
- 310.550** 5.5 mm Drill Bit, quick coupling, 197 mm
- 310.990** Countersink, for 4.5 mm Cortex and 6.5 mm Cancellous Bone Screws
- 311.440** T-Handle, with quick coupling
- 311.480** Tap for 4.5 mm Cortex and 4.5 mm Shaft Screws, 180 mm/110 mm tap depth
- 311.550** Tap for 5.5 mm Cortex Screws, 197 mm, 100 mm tap depth, quick coupling
- 311.660** Tap for 6.5 mm Cancellous Bone Screws, 197 mm/150 mm calibration
- 312.460** 4.5 mm/3.2 mm Double Drill Sleeve
- 312.560** 5.5 mm/4.0 mm Double Drill Sleeve, veterinary
- 314.110** Holding Sleeve, for use with Hexagonal Screwdrivers
- 314.150** Large Hexagonal Screwdriver Shaft, quick coupling
- 314.270** Large Hexagonal Screwdriver
- 319.100** Depth Gauge
- 321.120** Articulated Tension Device, with gauge, span 20 mm
- 321.200** Ratchet Wrench, 11 mm width across flats
- 322.535** 5.5 mm Universal Drill Guide
- 323.460** 4.5 mm Universal Drill Guide

Illustrations not actual size

[www.synthesvet.com](http://www.synthesvet.com)

## Large Fragment Locking Instrument Set

### 103.532 Large Fragment Locking Instrument Set




#### Instruments

- 310.431** 4.3 mm Drill Bit, quick coupling, 180 mm, for 5.0 mm Locking Screws
- 311.449** Push-Pull Reduction Device, for use with 4.5 mm LCP Plates
- 312.449** 4.3 mm Threaded Drill Guide, 3 ea.
- 314.118** StarDrive Screwdriver, T25, self-retaining, 245 mm
- 314.119** StarDrive Screwdriver Shaft, T25, self-retaining, quick coupling, 165 mm
- 397.705** Handle, quick coupling
- 511.771** Torque Limiting Attachment, 4 Nm

# Large Fragment LC-DCP Plate Set

## 103.534 Large Fragment LC-DCP Plate Set



**690.543** Large Fragment Plate Set Graphic Case

### Instruments

**03.100.049** Bending Template, 16 holes, for 4.5 mm/5.5 mm LCP and LC-DCP Plates  
**329.920** Bending Template, 12 holes, 205 mm, for 4.5 mm LC-DCP and DCP Plates  
**329.970** Bending Template, 7 holes, 126 mm, for 4.5 mm LC-DCP and DCP Plates  
**329.990** Bending Template, 9 holes, 155 mm, for 4.5 mm LC-DCP and DCP Plates

### Implants

**VP3060.03–** 4.5 mm Narrow LC-DCP Plates,  
**VP3060.12** 1 ea.: 3, 4, 5, 6, 7, 8, 9, 10 and 12 holes  
**VP3070.07–** 4.5 mm Broad LC-DCP Plates  
**VP3070.14** 1 ea.: 7, 8, 9, 10, 11, 12 and 14 holes

# Large Fragment LCP Plate Set

## 103.535 Large Fragment LCP Plate Set



**690.543** Large Fragment Plate Set Graphic Case

### Instruments

**03.100.049** Bending Template, 16 holes, for 4.5 mm/5.5 mm LCP and LC-DCP Plates  
**329.920** Bending Template, 12 holes, 205 mm, for 4.5 mm LC-DCP and DCP Plates  
**329.970** Bending Template, 7 holes, 126 mm, for 4.5 mm LC-DCP and DCP Plates  
**329.990** Bending Template, 9 holes, 155 mm, for 4.5 mm LC-DCP and DCP Plates

### Implants

**VP4051.03–** 4.5 mm Narrow LCP Plates,  
**VP4051.12** 1 ea.: 3, 4, 5, 6, 7, 8, 9, 10 and 12 holes  
**VP4061.10–** 4.5 mm Broad LCP Plates  
**VP4061.12** 1 ea.: 10 and 12 holes  
**VP4071.11–** 5.5 mm Broad LCP Plates  
**VP4071.14** 1 ea.: 11, 12, 13 and 14 holes

Illustrations not actual size

# Large Fragment Standard 5.5 mm Screw Set

## 103.536 Large Fragment Standard 5.5 mm Screw Set



**690.546** Large Fragment Standard 5.5 mm Screw Set Graphic Case

### Implants

5.5 mm Cortex Screws

**VS501.024** 1 ea.: 24, 26, 64, 70, 80, 90 and 100 mm

**VS501.100** 3 ea.: 28 mm–60 mm (2 mm increments)



## Large Fragment Standard 4.5 mm Screw Set

### 103.537 Large Fragment Standard 4.5 mm Screw Set



**690.547** Large Fragment Standard 4.5 mm/6.5 mm Screw Set Graphic Case

#### Implants

**VP1300.04** Washer, 10.0 mm, for 4.5 mm Cannulated Screws, 2 ea.

**VP1300.05** Washer, 13.0 mm, for 4.5 mm Cortex and 6.5 mm Cancellous Bone Screws, 2 ea.

4.5 mm Cortex Screws

**VS402.018–** 2 ea.: 18 mm–28 mm (2 mm increments) and 60 mm

**VS402.060** 4 ea.: 30 mm–58 mm (2 mm increments)

# Large Fragment Locking Screw Set

## 103.538 Large Fragment Locking Screw Set



**690.548** Large Fragment Locking 4.0 mm/5.0 mm Screw Set Graphic Case

### Implants

5.0 mm Locking Screws, self-tapping, with T25 StarDrive recess

**VS502.024** 2 ea.: 24, 26, 28, 55, 60, 65, 70 and 75 mm

**VS502.075** 4 ea.: 30 mm–50 mm (2 mm increments)

## Equine General Instrument Set

### 103.49 Equine General Instrument Set

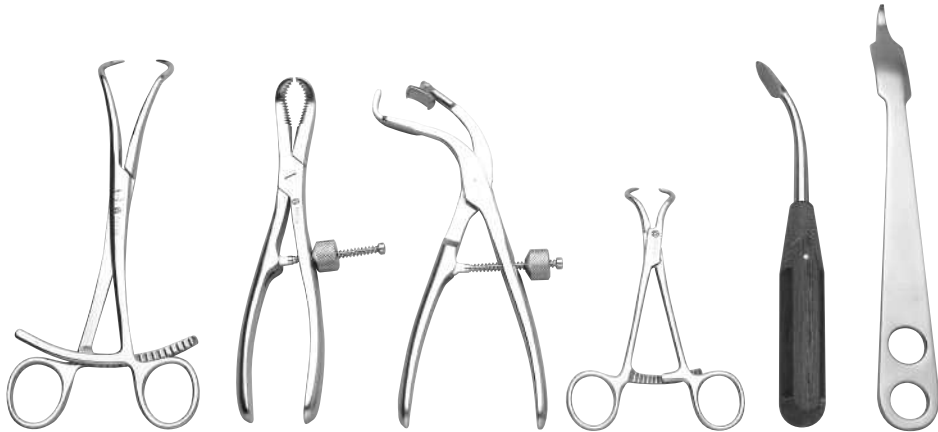


#### Instruments

- 399.051** Reduction Forceps, with serrated jaw, 240 mm, speed lock
- 399.220** Hohmann Retractor, 43 mm width, narrow tip
- 399.250** Hohmann Retractor, 22 mm width, wide tip
- 399.420** Hammer, 500 grams
- 399.540** Chisel Handle
- 399.550** Chisel Blade, 10 mm
- 399.560** Chisel Blade, 16 mm
- 399.570** Chisel Blade, 25 mm
- 399.980** Reduction Forceps, with points, 205 mm, ratchet

## Reduction Instrument Set

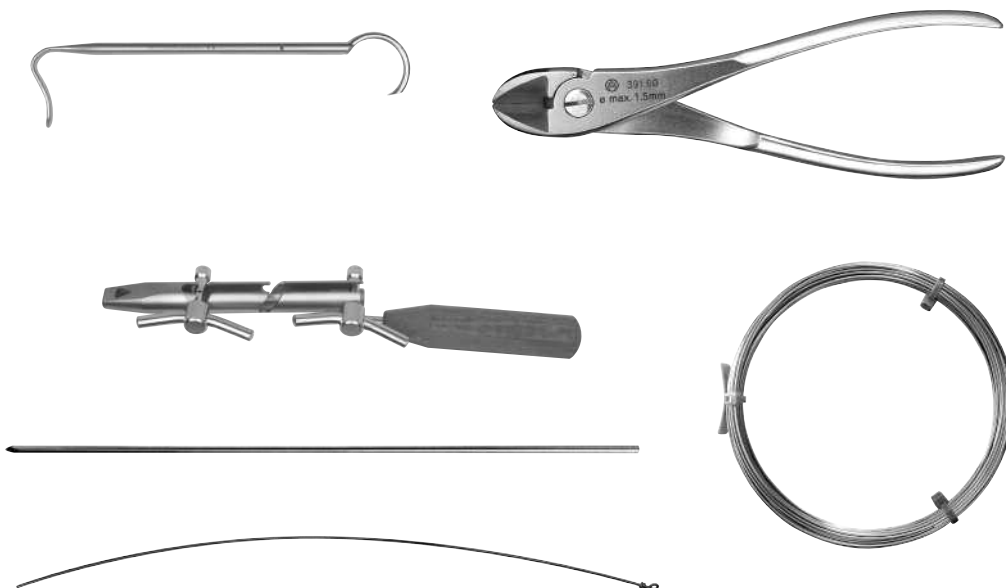
### 103.50 Reduction Instrument Set



- 398.811** Plate Holding Forceps with swivel foot, size 0
- 399.060** Reduction Forceps, 180 mm length, speed lock
- 399.210** Hohmann Retractor, 18 mm width, short narrow tip, 2 ea.
- 399.350** Periosteal Elevator, 14 mm width, curved blade, round edge
- 399.970** Reduction Forceps, with points, 130 mm length, ratchet
- 399.980** Reduction Forceps, with points, 205 mm length, ratchet

## Wire Instrument and Implant Set

### 103.60 Wire Instrument and Implant Set



#### Instruments


- 391.090** Wire Passer, veterinary  
**391.210** Wire Tightener, with handle and two pegs, 240 mm length  
**391.900** Small Wire Cutter, 160 mm length

#### Implants

- Cerclage Wire, with eye, 280 mm length  
**VW0801.28** 0.8 mm dia., 1 pkg./10  
**VW1001.28** 1.0 mm dia., 1 pkg./10  
**VW1201.28** 1.25 mm dia., 1 pkg./10  
**VW1002.10** 1.0 mm Cerclage Wire Coil, 10 meters  
 Kirschner Wires, 150 mm, trocar point  
**VW1203.15** 1.25 mm dia., 1 pkg./10  
**VW2003.15** 2.0 mm dia., 1 pkg./10  
**VW2503.15** 2.5 mm dia., 1 pkg./10

# Screw Removal Set

## 01.240.001 Screw Removal Set



**60.240.001** Graphic Case for Screw Removal Set

### Instruments

- 03.607.025** 2.5 mm Drill Sleeve Clip-on, for use with Drill Suction Device
- 03.607.035** 3.5 mm Drill Sleeve Clip-on, for use with Drill Suction Device
- 03.607.040** 4.0 mm Drill Sleeve Clip-on, for use with Drill Suction Device
- 03.607.048** 4.8 mm Drill Sleeve Clip-on, for use with Drill Suction Device
- 03.607.060** 6.0 mm Drill Sleeve Clip-on, for use with Drill Suction Device
- 03.607.104** 4.0 mm Carbide Drill Bit Extension
- 03.607.106** 6.0 mm Carbide Drill Bit Extension
- 03.607.110** Drill Suction Device
- 03.900.001** Straight Sharp Hook
- 03.900.002** AO Coupling Extension Shaft
- 03.900.011** Small Screw Removal Forceps
- 03.900.013** Large Screw Removal Forceps
- 03.900.022** 2.4 mm Cruciform Screwdriver Shaft, 100 mm
- 03.900.032** 4.0 mm Hex Screwdriver Shaft, 100 mm
- 03.900.042** T25 StarDrive Screwdriver Shaft, 100 mm
- 03.900.044** T40 StarDrive Screwdriver Shaft, 100 mm
- 309.035** Hollow Reamer, for 3.5 mm Cortex, 3.5 mm Cannulated and 4.0 mm Cancellous Bone Screws, complete
- 309.039** Extraction Bolt, for 3.5 mm Cortex, 3.5 mm Cannulated and 4.0 mm Cancellous Bone Screws
- 309.065** Hollow Reamer, for 6.5 mm Cancellous Bone and 7.0 mm Cannulated Screws, complete
- 309.069** Extraction Bolt, for 6.5 mm Cancellous Bone and 7.0 mm Cannulated Screws
- 309.090** Extraction Bolt, for 1.5 mm screws
- 309.150** Hollow Reamer, complete, for 1.5 mm screws
- 309.190** Extraction Bolt, for 2.0 mm screws
- 309.200** Hollow Reamer, complete, for 2.0 mm screws
- 309.250** Hollow Reamer, complete, for 2.7 mm screws
- 309.290** Extraction Bolt, for 2.7 mm screws
- 309.450** Hollow Reamer, complete, for 4.5 mm screws

Illustrations not actual size

[www.synthesvet.com](http://www.synthesvet.com)

## Screw Removal Set

### 01.240.001 Screw Removal Set—*continued*

#### Instruments—*continued*

- 309.490** Extraction Bolt, for 4.5 mm screws
- 309.501** Conical Extraction Device, for Threaded Washers
- 309.510** Conical Extraction Screw, for 1.5 mm and 2.0 mm Cortex Screws
- 309.520** Conical Extraction Screw, for 2.7 mm and 3.5 mm Cortex Screws
- 309.521** Conical Extraction Screw for 3.5 mm Screws
- 309.530** Conical Extraction Screw, for Large Screws and 4.9 mm Bolts
- 310.890** Countersink, for 3.5 mm Cortex and 4.0 mm Cancellous Bone Screws, for use with Handle (311.43) or T-Handle (311.44)
- 310.950** Handle, with mini quick coupling, stainless steel
- 310.990** Countersink, for 4.5 mm Cortex and 6.5 mm Cancellous Bone Screws
- 311.010** Handle, with mini quick coupling
- 311.431** Large Handle with quick coupling
- 313.822** 1.3 mm Screwdriver Blade, Self-Retaining, StarDrive, short
- 313.832** 1.5 mm Screwdriver Blade, self-retaining, StarDrive, short
- 313.842** 2.0 mm Screwdriver Blade, self-retaining, StarDrive, short
- 313.930** Solid Hexagonal Screwdriver, 4.0 mm width across flats, for removal of 7.3 mm Cannulated Screws
- 313.991** 1.0 mm Cruciform Screwdriver Shaft, self-retaining
- 313.992** 1.3 mm Cruciform Screwdriver Shaft, self-retaining
- 313.993** 1.5 mm/2.0 mm Cruciform Screwdriver Shaft, self-retaining
- 314.030** Small Hexagonal Screwdriver Shaft
- 314.116** StarDrive Screwdriver Shaft, T15, self-retaining, quick coupling
- 314.119** StarDrive Screwdriver Shaft, T25, self-retaining, quick coupling, 165 mm
- 314.130** Large Hexagonal Screwdriver with T-Handle
- 314.150** Large Hexagonal Screwdriver Shaft
- 314.451** 2.4 mm StarDrive Screwdriver Shaft
- 314.464** Cannulated Driver, for Threaded Washers, for 3.0 mm Cannulated Screws
- 314.465** Cruciform Screwdriver Shaft, quick coupling, for 3.0 mm Cannulated Screws
- 319.390** Sharp Hook
- 387.340** Conical Extraction Screw
- 393.105** Small Universal Chuck with T-Handle
- 398.650** Forceps, for broken screw removal
- 398.651** Narrow Screw Removal Pliers
- 399.680** Hollow Gouge, for broken screw exposure, 205 mm length

**Also available:** Spare Centering Pins (309.070–309.670)

# Screws

## Cortex Screws

### 1.5 mm Cortex Screws with cruciform recess

	Total Length		
VS101.006	6 mm	<b>Dia. of thread</b>	<b>1.5 mm</b>
VS101.007	7	Thread pitch	0.5 mm
VS101.008	8	Dia. of core	1.1 mm
VS101.009	9	Dia. of head	3.0 mm
VS101.010	10	<b>Drill bit for:</b>	
VS101.011	11	Threaded hole	1.1 mm
VS101.012	12	Gliding hole	1.5 mm
VS101.014	14		
VS101.016	16		
VS101.018	18		
VS101.020	20		



For use with VP1000.20, VP1010.50, VP1313.09, VP1314.09, VP3011.XX, VP3012.XX and VP4012.XX

### 1.5 mm Cortex Screws, self-tapping with cruciform recess

	Total Length		Total Length		
VS102.006	6 mm	VS102.013	13 mm	<b>Dia. of thread</b>	<b>1.5 mm</b>
VS102.007	7	VS102.014	14	Thread pitch	0.5 mm
VS102.008	8	VS102.016	16	Dia. of core	1.1 mm
VS102.009	9	VS102.018	18	Dia. of head	3.0 mm
VS102.010	10	VS102.020	20	<b>Drill bit for:</b>	
VS102.011	11	VS102.022	22	Threaded hole	1.1 mm
VS102.012	12	VS102.024	24	Gliding hole	1.5 mm



#### For 1.5 mm Cortex Screws:

Use Washer, 4.5 mm (VP1300.01).

For use with VP1000.20, VP1010.50, VP1313.09, VP1314.09, VP3011.XX, VP3012.XX, VP4011.XX and VP4012.XX

### 1.5 mm Cortex Screws, self-tapping with T4 StarDrive Recess, for use with 1.5 mm LCP System

	Total Length		Total Length		
VS105.006	6 mm	VS105.014	14 mm	<b>Dia. of thread</b>	<b>1.5 mm</b>
VS105.007	7	VS105.015	15	Thread pitch	0.6 mm
VS105.008	8	VS105.016	16	Dia. of core	1.1 mm
VS105.009	9	VS105.018	18	Dia. of head	2.4 mm
VS105.010	10	VS105.020	20	<b>Drill bit for:</b>	
VS105.011	11	VS105.022	22	Threaded hole	1.1 mm
VS105.012	12	VS105.024	24	Gliding hole	1.5 mm
VS105.013	13				



#### For Use with Plates:


VP4001.XX – VP4007.XX and VP4101.XX – VP4107.XX (see page 2-24,2-25)



## Screws

### Cortex Screws—continued


#### 2.0 mm Cortex Screws with cruciform recess

Total Length		Total Length		Dia. of Thread		2.0 mm	
VS201.006	6 mm	VS201.020	20 mm	Thread pitch	0.6 mm		
VS201.008	8	VS201.022	22	Dia. of core	1.4 mm		
VS201.010	10	VS201.024	24	Dia. of head	3.5 mm		
VS201.012	12	VS201.026	26	<b>Drill bit for:</b>			
VS201.014	14	VS201.028	28	Threaded hole	1.5 mm		
VS201.016	16	VS201.030	30	Gliding hole	2.0 mm		
VS201.018	18	VS201.032	32				

#### For 2.0 mm Cortex Screws:

Use Washer, 4.5 mm (VP1300.01).


#### 2.0 mm Cortex Screws, self-tapping with cruciform recess

Total Length		Total Length		Dia. of thread		2.0 mm	
VS202.006	6 mm	VS202.024	24 mm	Thread pitch	0.6 mm		
VS202.008	8	VS202.026	26	Dia. of core	1.4 mm		
VS202.010	10	VS202.028	28	Dia. of head	3.5 mm		
VS202.012	12	VS202.030	30	<b>Drill bit for:</b>			
VS202.014	14	VS202.032	32	Threaded hole	1.5 mm		
VS202.016	16	VS202.034	34	Gliding hole	2.0 mm		
VS202.018	18	VS202.036	36				
VS202.020	20	VS202.038	38				
VS202.022	22	VS202.040	40				

#### For 2.0 mm Cortex Screws:

Use Washer, 4.5 mm (VP1300.01).

#### 2.4 mm Cortex Screws, self-tapping (4 mm head) with cruciform recess

Total Length		Total Length		Dia. of thread		2.4 mm	
VS203.006	6 mm	VS203.020	20 mm	Thread pitch	1.0 mm		
VS203.007	7	VS203.022	22	Dia. of core	1.7 mm		
VS203.008	8	VS203.024	24	Dia. of head	4.0 mm		
VS203.009	9	VS203.026	26	<b>Drill bit for:</b>			
VS203.010	10	VS203.028	28	Threaded hole	1.8 mm		
VS203.011	11	VS203.030	30	Gliding hole	2.4 mm		
VS203.012	12	VS203.032	32				
VS203.013	13	VS203.034	34				
VS203.014	14	VS203.036	36				
VS203.016	16	VS203.038	38				
VS203.018	18	VS203.040	40				

#### For 2.4 mm Cortex Screws:



Use Washer, 6.5 mm (VP1300.02).

Illustrations not actual size

# Screws

## Cortex Screws—continued



### 2.7 mm Cortex Screws with 2.5 mm hexagonal recess

	<b>Total Length</b>		<b>Total Length</b>	<b>Dia. of thread</b>	<b>2.7 mm</b>	 
VS204.006	6 mm	VS204.026	26 mm	Thread pitch	1.0 mm	
VS204.008	8	VS204.028	28	Dia. of core	1.9 mm	
VS204.010	10	VS204.030	30	Dia. of head	5.0 mm	
VS204.012	12	VS204.032	32			
VS204.014	14	VS204.034	34	<b>Drill bit for:</b>		
VS204.016	16	VS204.036	36	Threaded hole	2.0 mm	
VS204.018	18	VS204.038	38	Gliding hole	2.7 mm	
VS204.020	20	VS204.040	40			
VS204.022	22	VS204.045	45			
VS204.024	24	VS204.050	50			

#### For 2.7 mm Cortex Screws:

Use Washer, 7.0 mm (VP1300.03).

### 2.7 mm Cortex Screws, self-tapping with 2.5 mm hexagonal recess

	<b>Total Length</b>		<b>Total Length</b>	<b>Dia. of thread</b>	<b>2.7 mm</b>	 
VS205.006	6 mm	VS205.032	32 mm	Thread pitch	1.0 mm	
VS205.008	8	VS205.034	34	Dia. of core	1.9 mm	
VS205.010	10	VS205.036	36	Dia. of head	5.0 mm	
VS205.012	12	VS205.038	38			
VS205.014	14	VS205.040	40	<b>Drill bit for:</b>		
VS205.016	16	VS205.042	42	Threaded hole	2.0 mm	
VS205.018	18	VS205.044	44	Gliding hole	2.7 mm	
VS205.020	20	VS205.045	45			
VS205.022	22	VS205.046	46			
VS205.024	24	VS205.048	48			
VS205.026	26	VS205.050	50			
VS205.028	28	VS205.055	55			
VS205.030	30					

Use Washer, 7.0 mm (VP1300.03), or  
Spiked Washer, 8.0 mm/3.2 mm (VP1301.01), see page 2-32.

## Screws

### Cortex Screws—continued

#### 3.5 mm Cortex Screws with 2.5 mm hexagonal recess



	Total Length		Total Length		
VS301.010	10 mm	VS301.030	30 mm	<b>Dia. of thread</b>	<b>3.5 mm</b>
VS301.012	12	VS301.032	32	Thread pitch	1.25 mm
VS301.014	14	VS301.034	34	Dia. of core	2.4 mm
VS301.016	16	VS301.036	36	Dia. of head	6.0 mm
VS301.018	18	VS301.038	38	<b>Drill bit for:</b>	
VS301.020	20	VS301.040	40	Threaded hole	2.5 mm
VS301.022	22	VS301.045	45	Gliding hole	3.5 mm
VS301.024	24	VS301.050	50		
VS301.026	26	VS301.055	55		
VS301.028	28	VS301.060	60		



#### For 3.5 mm Cortex Screws:

Use Washer, 7.0 mm (VP1300.03), or  
Spiked Washer, 13.5 mm/4.0 mm (VP1301.02), see page 2–32.

#### 3.5 mm Cortex Screws, self-tapping with 2.5 mm hexagonal recess



	Total Length		Total Length		
VS302.010	10 mm	VS302.036	36 mm	<b>Dia. of thread</b>	<b>3.5 mm</b>
VS302.012	12	VS302.038	38	Thread pitch	1.25 mm
VS302.014	14	VS302.040	40	Dia. of core	2.4 mm
VS302.016	16	VS302.042	42	Dia. of head	6.0 mm
VS302.018	18	VS302.044	44	<b>Drill bit for:</b>	
VS302.020	20	VS302.045	45	Threaded hole	2.5 mm
VS302.022	22	VS302.046	46	Gliding hole	3.5 mm
VS302.024	24	VS302.048	48		
VS302.026	26	VS302.050	50		
VS302.028	28	VS302.055	55		
VS302.030	30	VS302.060	60		
VS302.032	32	VS302.065	65		
VS302.034	34	VS302.070	70		



#### For 3.5 mm Cortex Screws:

Use Washer, 7.0 mm (VP1300.03), or  
Spiked Washer, 13.5 mm/4.0 mm (VP1301.02), see page 2–32.

# Screws

## Cortex Screws—continued

### 4.5 mm Cortex Screws with 3.5 mm hexagonal recess



	Total Length		Total Length	Dia. of thread	4.5 mm
VS401.014	14 mm	VS401.050	50 mm	Thread pitch	1.75 mm
VS401.016	16	VS401.052	52	Dia. of core	3.0 mm
VS401.018	18	VS401.054	54	Dia. of head	8.0 mm
VS401.020	20	VS401.056	56		
VS401.022	22	VS401.058	58	<b>Drill bit for:</b>	
VS401.024	24	VS401.060	60	Threaded hole	3.2 mm
VS401.026	26	VS401.062	62	Gliding hole	4.5 mm
VS401.028	28	VS401.064	64		
VS401.030	30	VS401.066	66		
VS401.032	32	VS401.068	68		
VS401.034	34	VS401.070	70		
VS401.036	36	VS401.072	72		
VS401.038	38	VS401.076	76		
VS401.040	40	VS401.080	80		
VS401.042	42	VS401.085	85		
VS401.044	44	VS401.090	90		
VS401.046	46	VS401.095	95		
VS401.048	48	VS401.100	100		



#### For 4.5 mm Cortex Screws:

Use Washer, 10.0 mm (VP1300.04), or

Washer, 13.0 mm (VP1300.05), see page 2–32.

### 4.5 mm Cortex Screws, self-tapping with 3.5 mm hexagonal recess



	Total Length		Total Length	Dia. of Thread	4.5 mm
VS402.014	14 mm	VS402.050	50 mm	Thread pitch	1.75 mm
VS402.016	16	VS402.052	52	Dia. of core	3.0 mm
VS402.018	18	VS402.054	54	Dia. of head	8.0 mm
VS402.020	20	VS402.056	56		
VS402.022	22	VS402.058	58	<b>Drill bit for:</b>	
VS402.024	24	VS402.060	60	Threaded hole	3.2 mm
VS402.026	26	VS402.062	62	Gliding hole	4.5 mm
VS402.028	28	VS402.064	64		
VS402.030	30	VS402.066	66		
VS402.032	32	VS402.068	68		
VS402.034	34	VS402.070	70		
VS402.036	36	VS402.072	72		
VS402.038	38	VS402.076	76		
VS402.040	40	VS402.080	80		
VS402.042	42	VS402.085	85		
VS402.044	44	VS402.090	90		
VS402.046	46	VS402.095	95		
VS402.048	48	VS402.100	100		



#### For 4.5 mm Cortex Screws:

Use Washer, 10.0 mm (VP1300.04), or Washer, 13.0 mm (VP1300.05).

Use Nut for 4.5 mm Cortex Screws (VP1302.01), see page 2–32.

Illustrations not actual size

www.synthesvet.com


12/16

## Screws

### Cancellous Bone Screws

#### 5.5 mm Cortex Screws with 3.5 mm hexagonal recess




	Total Length		Total Length	Dia. of thread	5.5 mm	
VS501.024	24 mm	VS501.048	48 mm	Thread pitch	2.0 mm	
VS501.026	26	VS501.050	50	Dia. of core	3.8 mm	
VS501.028	28	VS501.052	52	Dia. of head	8.0 mm	
VS501.030	30	VS501.054	54			
VS501.032	32	VS501.056	56	<b>Drill bit for:</b>		
VS501.034	34	VS501.058	58	Threaded hole	4.0 mm	
VS501.036	36	VS501.060	60	Gliding hole	5.5 mm	
VS501.038	38	VS501.064	64			
VS501.040	40	VS501.070	70			
VS501.042	42	VS501.080	80			
VS501.044	44	VS501.090	90			
VS501.046	46	VS501.100	100			

#### For 5.5 mm Cortex Screws:

Use Washer, 13.0 mm (VP1300.05), see page 2–32.


#### 4.0 mm Cancellous Bone Screws, fully threaded with 2.5 mm hexagonal recess



	Total Length		Total Length	Dia. of Thread	4.0 mm	
VS403.010	10 mm	VS403.032	32 mm	Thread pitch	1.75 mm	
VS403.012	12	VS403.035	35	Dia. of core	1.9 mm	
VS403.014	14	VS403.036	36	Dia. of head	6.0 mm	
VS403.016	16	VS403.040	40			
VS403.018	18	VS403.045	45	<b>Drill bit for:</b>		
VS403.020	20	VS403.050	50	Threaded hole	2.5 mm	
VS403.022	22	VS403.055	55			
VS403.024	24	VS403.060	60			
VS403.026	26	VS403.065	65			
VS403.028	28	VS403.070	70			
VS403.030	30					

#### 4.0 mm Cancellous Bone Screws, partially threaded with 2.5 mm hexagonal recess



	Total Length		Total Length	Dia. of thread	4.0 mm	
VS404.010	10 mm	VS404.030	30 mm	Thread pitch	1.75 mm	
VS404.012	12	VS404.035	35	Dia. of core	1.9 mm	
VS404.014	14	VS404.040	40	Dia. of shaft	2.4 mm	
VS404.016	16	VS404.045	45	Dia. of head	6.0 mm	
VS404.018	18	VS404.050	50			
VS404.020	20	VS404.055	55	<b>Drill bit for:</b>		
VS404.022	22	VS404.060	60	Threaded hole	2.5 mm	
VS404.024	24	VS404.065	65			
VS404.026	26	VS404.070	70			
VS404.028	28					

#### For 4.0 mm Cancellous Bone Screws:

Use Washer, 10.0 mm (VP1300.04), see page 2–32.


Illustrations not actual size

## Screws

### Cancellous Bone Screws—continued


#### 6.5 mm Cancellous Bone Screws, fully threaded with 3.5 mm hexagonal recess



	Total Length		Total Length	Dia. of thread	6.5 mm	
VS601.020	20 mm	VS601.065	65 mm	Thread pitch	2.75 mm	
VS601.025	25	VS601.070	70	Dia. of core	3.0 mm	
VS601.030	30	VS601.075	75	Dia. of head	8.0 mm	
VS601.035	35	VS601.080	80	<b>Drill bit for:</b>		
VS601.040	40	VS601.085	85	Threaded hole	3.2 mm	
VS601.045	45	VS601.090	90			
VS601.050	50	VS601.095	95			
VS601.055	55	VS601.100	100			
VS601.060	60					


#### 6.5 mm Cancellous Bone Screws, 16 mm thread length with 3.5 mm hexagonal recess



	Total Length		Total Length	Dia. of thread	6.5 mm	
VS602.030	30 mm	VS602.070	70 mm	Thread pitch	2.75 mm	
VS602.035	35	VS602.075	75	Dia. of core	3.0 mm	
VS602.040	40	VS602.080	80	Dia. of shaft	4.5 mm	
VS602.045	45	VS602.085	85	Dia. of head	8.0 mm	
VS602.050	50	VS602.090	90	<b>Drill bit for:</b>		
VS602.055	55	VS602.095	95	Threaded hole	3.2 mm	
VS602.060	60	VS602.100	100	Gliding hole	4.5 mm	
VS602.065	65			(in hard bone for shaft)		

#### 6.5 mm Cancellous Bone Screws, 32 mm thread length with 3.5 mm hexagonal recess



	Total Length		Total Length	Dia. of thread	6.5 mm	
VS603.045	45 mm	VS603.075	75 mm	Thread pitch	2.75 mm	
VS603.050	50	VS603.080	80	Dia. of core	3.0 mm	
VS603.055	55	VS603.085	85	Dia. of shaft	4.5 mm	
VS603.060	60	VS603.090	90	Dia. of head	8.0 mm	
VS603.065	65	VS603.095	95	<b>Drill bit for:</b>		
VS603.070	70	VS603.100	100	Threaded hole	3.2 mm	
				Gliding hole	4.5 mm	
				(in hard bone for shaft)		

#### For 6.5 mm Cancellous Bone Screws:

Use Washer, 13.0 mm (VP1300.05), or  
Use Spiked Washer, 13.5 mm/6.5 mm (VP1301.03), see page 2–32.

# Screws

## Locking Screws

### 1.5 mm Locking Screws, self-tapping, with T4 StarDrive Recess



	Total Length		Total Length		
VS106.006	6 mm	VS106.015	15 mm	<b>Dia. of thread</b>	<b>1.5 mm</b>
VS106.007	7	VS106.014	14	Thread pitch	0.6 mm
VS106.008	8	VS106.016	16	Dia. of core	1.1 mm
VS106.009	9	VS106.018	18	Dia. of head	2.2 mm
VS106.010	10	VS106.020	20	<b>Drill bit for:</b>	
VS106.011	11	VS106.022	22	Threaded hole	1.1 mm
VS106.012	12	VS106.024	24		
VS106.013	13				



#### For Use with Plates:

VP4001.XX – VP4007.XX and VP4101.XX – VP4107.XX (see page 2-24,2-25)

### 2.0 mm Locking Screws, self-tapping, with T6 StarDrive Recess



	Total Length		Total Length		
VS207.006	6 mm	VS207.016	16 mm	<b>Dia. of thread</b>	<b>2.0 mm</b>
VS207.007	7	VS207.018	18	Thread pitch	0.75 mm
VS207.008	8	VS207.020	20	Dia. of core	1.4 mm
VS207.009	9	VS207.022	22	Dia. of head	3.0 mm
VS207.010	10	VS207.024	24	<b>Drill bit for:</b>	
VS207.011	11	VS207.026	26	Threaded hole	1.5 mm
VS207.012	12	VS207.028	28		
VS207.013	13	VS207.030	30		
VS207.014	14				



### 2.4 mm Locking Screws, self-tapping, with T8 StarDrive Recess



	Total Length		Total Length		
VS208.006	6 mm	VS208.016	16 mm	<b>Dia. of thread</b>	<b>2.4 mm</b>
VS208.007	7	VS208.018	18	Thread pitch	0.6 mm
VS208.008	8	VS208.020	20	Dia. of core	1.9 mm
VS208.009	9	VS208.022	22	Dia. of head	3.5 mm
VS208.010	10	VS208.024	24	<b>Drill bit for:</b>	
VS208.011	11	VS208.026	26	Threaded hole	1.8 mm
VS208.012	12	VS208.028	28		
VS208.013	13	VS208.030	30		
VS208.014	14				



Illustrations not actual size

# Screws

## Locking Screws—continued

### 2.7 mm Locking Screws, self-tapping with T8 StarDrive Recess



	Total Length
VS206.010	10 mm
VS206.012	12
VS206.014	14
VS206.016	16
VS206.018	18
VS206.020	20
VS206.022	22
VS206.024	24
VS206.026	26
VS206.028	28
VS206.030	30
VS206.032	32
VS206.034	34

<b>Dia. of thread</b>	<b>2.7 mm</b>
Thread pitch	0.6 mm
Dia. of core	2.1 mm
Dia. of head	3.5 mm



<b>Drill bit for:</b>	
Threaded hole	2.0 mm

### 3.5 mm Locking Screws, self-tapping with T15 StarDrive Recess



	Total Length		Total Length
VS303.010	10 mm	VS303.036	36 mm
VS303.012	12	VS303.038	38
VS303.014	14	VS303.040	40
VS303.016	16	VS303.042	42
VS303.018	18	VS303.045	45
VS303.020	20	VS303.048	48
VS303.022	22	VS303.050	50
VS303.024	24	VS303.052	52
VS303.026	26	VS303.055	55
VS303.028	28	VS303.060	60
VS303.030	30	VS303.065	65
VS303.032	32	VS303.070	70
VS303.034	34		

<b>Dia. of thread</b>	<b>3.5 mm</b>
Thread pitch	0.8 mm
Dia. of core	2.9 mm



<b>Drill bit for:</b>	
Threaded hole	2.8 mm



## Screws

### Locking Screws—*continued*

#### 4.0 mm Locking Screws, self-tapping with T25 StarDrive Recess



	Total Length		Total Length		
VS406.014	14 mm	VS406.040	40 mm	<b>Dia. of thread</b>	<b>4.0 mm</b>
VS406.016	16	VS406.042	42	Thread pitch	1.0 mm
VS406.018	18	VS406.044	44	Dia. of core	3.4 mm
VS406.020	20	VS406.046	46		
VS406.022	22	VS406.048	48	<b>Drill bit for:</b>	
VS406.024	24	VS406.050	50	Threaded hole	3.2 mm
VS406.026	26	VS406.052	52		
VS406.028	28	VS406.054	54		
VS406.030	30	VS406.056	56		
VS406.032	32	VS406.058	58		
VS406.034	34	VS406.060	60		
VS406.036	36	VS406.062	62		
VS406.038	38				



#### 5.0 mm Locking Screws, self-tapping with T25 StarDrive Recess




	Total Length		Total Length		
VS502.014	14 mm	VS502.042	42 mm	<b>Dia. of thread</b>	<b>5.0 mm</b>
VS502.016	16	VS502.044	44	Thread pitch	1.0 mm
VS502.018	18	VS502.046	46	Dia. of core	4.4 mm
VS502.020	20	VS502.048	48		
VS502.022	22	VS502.050	50	<b>Drill bit for:</b>	
VS502.024	24	VS502.055	55	Threaded hole	4.3 mm
VS502.026	26	VS502.060	60		
VS502.028	28	VS502.065	65		
VS502.030	30	VS502.070	70		
VS502.032	32	VS502.075	75		
VS502.034	34	VS502.080	80		
VS502.036	36	VS502.085	85		
VS502.038	38	VS502.090	90		
VS502.040	40				



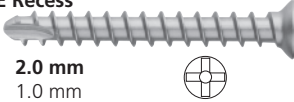
# Screws

## Titanium Screws


2.0 mm Titanium Cortex Screws, self-tapping, PLUSDRIVE Recess			
VST201.006 VST201.008	<b>Total Length</b>		<b>Dia. of thread</b> 2.0 mm Thread pitch 0.75 mm Dia. of core 1.35 mm  <b>Drill bit for:</b> Threaded hole 1.5 mm Gliding hole 2.0 mm
	6 mm	8	




2.0 mm Titanium Cortex Screws, Coarse Pitch, self-tapping, PLUSDRIVE Recess			
VST201.010 VST201.012 VST201.014	<b>Total Length</b>		<b>Dia. of thread</b> 2.0 mm Thread pitch 1.0 mm Dia. of core 1.35 mm
	10 mm	VST201.016 16 mm	
	12	VST201.018 18	



2.0 mm Titanium Locking Screws, self-tapping, PLUSDRIVE Recess			
VST202.005 VST202.006 VST202.008 VST202.010	<b>Total Length</b>		<b>Dia. of thread</b> 2.0 mm Thread pitch 0.75 mm Dia. of core 1.35 mm  <b>Drill bit for:</b> Threaded hole 1.5 mm
	5 mm	VST202.012 12 mm	
	6	VST202.014 14	
	8	VST202.016 16	
	10	VST202.018 18	




2.4 mm Titanium Emergency Screws, PLUSDRIVE Recess			
VST203.006 VST203.008 VST203.010 VST203.012	<b>Total Length</b>		<b>Dia. of thread</b> 2.4 mm Thread pitch 1.0 mm Dia. of core 1.7 mm  <b>Drill bit for:</b> Threaded hole 1.5 mm
	6 mm		
	8		
	10		
	12		




Used for stripped 2.0 mm screws (VST201 series)


2.4 mm Titanium Cortex Screws, self-tapping, Cruciform Recess			
VST211.008 VST211.010 VST211.012 VST211.014 VST211.016	<b>Total Length</b>		<b>Dia. of thread</b> 2.4 mm Thread pitch 1.0 mm Dia. of core 1.7 mm  <b>Drill bit for:</b> Threaded hole 1.8 mm Gliding hole 2.4 mm
	8 mm	VST211.018 18 mm	
	10	VST211.020 20	
	12	VST211.022 22	
	14	VST211.024 24	
	16		



2.4 mm Titanium Locking Screws, self-tapping, Cruciform recess			
VST212.008 VST212.010 VST212.012 VST212.014	<b>Total Length</b>		<b>Dia. of thread</b> 2.4 mm Thread pitch 1.0 mm Dia. of core 1.7 mm  <b>Drill bit for:</b> Threaded hole 1.8 mm
	8 mm	VST212.016 16 mm	
	10	VST212.018 18	
	12	VST212.020 20	
	14	VST212.022 22	



3.0 mm Titanium Locking Screws, self-tapping, Cruciform recess			
VST311.008 VST311.010 VST311.012 VST311.014	<b>Total Length</b>		<b>Dia. of thread</b> 3.0 mm Thread pitch 1.0 mm Dia. of core 2.4 mm  <b>Drill bit for:</b> Threaded hole 2.4 mm
	8 mm	VST311.016 16 mm	
	10	VST311.018 18	
	12	VST311.020 20	
	14	VST311.022 22	



Illustrations not actual size

www.synthesvet.com

## Headless Compression Screws

### 1.5 mm Headless Compression Screws

Total Length		Total Length	
9 mm	02.230.109	15 mm	02.230.115
10	02.230.110	16	02.230.116
11	02.230.111	17	02.230.117
12	02.230.112	18	02.230.118
13	02.230.113	19	02.230.119
14	02.230.114	20	02.230.120



### 2.4 mm Headless Compression Screws, cannulated

Total Length	Short Thread	Long Thread	Total Length	Short Thread	Long Thread
9 mm	02.226.209	—————	23 mm	02.226.223	02.226.323
10	02.226.210	—————	24	02.226.224	02.226.324
11	02.226.211	—————	25	02.226.225	02.226.325
12	02.226.212	—————	26	02.226.226	02.226.326
13	02.226.213	—————	27	02.226.227	02.226.327
14	02.226.214	—————	28	02.226.228	02.226.328
15	02.226.215	—————	29	02.226.229	02.226.329
16	02.226.216	—————	30	02.226.230	02.226.330
17	02.226.217	02.226.317	32	02.226.232	02.226.332
18	02.226.218	02.226.318	34	02.226.234	02.226.334
19	02.226.219	02.226.319	36	02.226.236	02.226.336
20	02.226.220	02.226.320	38	02.226.238	02.226.338
21	02.226.221	02.226.321	40	02.226.240	02.226.340
22	02.226.222	02.226.322			



### 3.0 mm Headless Compression Screws, cannulated

Total Length	Short Thread	Long Thread	Total Length	Short Thread	Long Thread
10 mm	02.226.010	—————	23 mm	02.226.023	02.226.123
11	02.226.011	—————	24	02.226.024	02.226.124
12	02.226.012	—————	25	02.226.025	02.226.125
13	02.226.013	—————	26	02.226.026	02.226.126
14	02.226.014	—————	27	02.226.027	02.226.127
15	02.226.015	—————	28	02.226.028	02.226.128
16	02.226.016	02.226.116	29	02.226.029	02.226.129
17	02.226.017	02.226.117	30	02.226.030	02.226.130
18	02.226.018	02.226.118	32	02.226.032	02.226.132
19	02.226.019	02.226.119	34	02.226.034	02.226.134
20	02.226.020	02.226.120	36	02.226.036	02.226.136
21	02.226.021	02.226.121	38	02.226.038	02.226.138
22	02.226.022	02.226.122	40	02.226.040	02.226.140



Illustrations not actual size

## Headless Compression Screws—continued

### 4.5 mm Headless Compression Screws, cannulated

Short Thread: shaft length is approximately 20% of screw length  
Long Thread: shaft length is approximately 40% of screw length



Total Length	Short Thread	Long Thread	Total Length	Short Thread	Long Thread
20 mm	02.226.620	—————	50 mm	02.226.650	02.226.750
22	02.226.622	—————	52	02.226.652	02.226.752
24	02.226.624	—————	54	02.226.654	02.226.754
26	02.226.626	—————	56	02.226.656	02.226.756
28	02.226.628	—————	58	02.226.658	02.226.758
30	02.226.630	02.226.730	60	02.226.660	02.226.760
32	02.226.632	02.226.732	65	02.226.665	02.226.765
34	02.226.634	02.226.734	70	02.226.670	02.226.770
36	02.226.636	02.226.736	75	02.226.675	02.226.775
38	02.226.638	02.226.738	80	02.226.680	02.226.780
40	02.226.640	02.226.740	85	02.226.685	02.226.785
42	02.226.642	02.226.742	90	02.226.690	02.226.790
44	02.226.644	02.226.744	95	02.226.695	02.226.795
46	02.226.646	02.226.746	100	02.226.700	02.226.800
48	02.226.648	02.226.748			

### 6.5 mm Headless Compression Screws, cannulated



Total Length	16 mm Thread	32 mm Thread	Total Length	16 mm Thread	32 mm Thread
30 mm	02.227.030	—————	95 mm	02.227.095	02.227.295
35	02.227.035	—————	100	02.227.100	02.227.300
40	02.227.040	—————	105	02.227.105	02.227.305
45	02.227.045	02.227.245	110	02.227.110	02.227.310
50	02.227.050	02.227.250	115	02.227.115	02.227.315
55	02.227.055	02.227.255	120	02.227.120	02.227.320
60	02.227.060	02.227.260	125	02.227.125	02.227.325
65	02.227.065	02.227.265	130	02.227.130	02.227.330
70	02.227.070	02.227.270	135	02.227.135	02.227.335
75	02.227.075	02.227.275	140	02.227.140	02.227.340
80	02.227.080	02.227.280	145	02.227.145	02.227.345
85	02.227.085	02.227.285	150	02.227.150	02.227.350
90	02.227.090	02.227.290			

## Plates

### Round Hole Plates

**VP1000.20**    **1.5 mm Straight Plate\***  
**Holes**        **Length**  
 20                100 mm



**Profile**  
 Width: 3.8 mm  
 Thickness: 0.8 mm  
 Distance between center of holes: 5.0 mm

For use with 1.5 mm Cortex Screws.

**2.0 mm Straight Plates**  
**Holes**        **Length**  
**VP1010.04**    4                23 mm  
**VP1010.05**    5                29  
**VP1010.06**    6                35  
**VP1010.20**    20              100



**Profile**  
 Width: 5.0 mm  
 Thickness: 1.0 mm  
 Distance between center of holes: 6.0 mm

For use with 2.0 mm Cortex Screws.

**VP1010.50**    **2.0 mm/1.5 mm Cut-To-Length Plate\***  
**Holes**        **Length**  
 50                300 mm



**Profile**  
 Length: 300 mm  
 Width: 7 mm  
 Thickness: 1.0 mm  
 Distance between center of holes: 6.0 mm

For use with 1.5 mm and 2.0 mm Cortex Screws.

**VP1030.50**    **2.7 mm/2.0 mm Cut-To-Length Plate\***  
**Holes**        **Length**  
 50                300 mm



**Profile**  
 Length: 300 mm  
 Width: 7 mm  
 Thickness: 1.5 mm  
 Distance between center of holes: 6.0 mm

For use with 2.0 mm and 2.7 mm Cortex Screws.

\*Plate-Cutting Forceps (391.95) are recommended for cutting these plates to desired length. See page 3–31.

# Plates

## Round Hole Plates—*continued*

	<b>1.5 mm T-Plates, 9 holes in shaft, 50 mm</b>	
	<b>Head</b>	
VP1313.09	3 holes	
VP1314.09	4	



### Profile

Width of shaft: 3.8 mm  
 Thickness: 0.9 mm  
 Distance between center of holes: 5.0 mm

VP1322.02	<b>2.0 mm T-Plate, 2 holes in shaft, 18 mm</b>	
	2 holes in head	



### Profile

Width of shaft: 5.0 mm  
 Width of head: 11.0 mm  
 Thickness: 1.0 mm  
 Distance between center of holes: 6.0 mm

For use with 2.0 mm Cortex Screws.

	<b>2.0 mm/1.5 mm T-Plates, 2 holes in head</b>	
	<b>Shaft</b>	<b>Length</b>
VP1322.04	4 holes	34 mm
VP1322.08	8	62 Cut-To-Length



### Profile

Thickness: 1.5 mm  
 Width of T-head: 9.0 mm  
 Width of plate shaft: 5.0 mm  
 Distance between center of holes: 7.0 mm

For use with 1.5 mm and 2.0 mm Cortex Screws.

## Plates

### Round Hole Plates—continued

	<b>2.0 mm T-Plates</b> , 9 holes in shaft, 50 mm		
	<b>Head</b>		
VP1323.09	3 holes		
VP1324.09	4		



**Profile**

Width: 5.0 mm  
 Thickness: 1.1 mm  
 Distance between center of holes: 5.0 mm

For use with 2.0 mm Cortex Screws.

VP1332.03	<b>2.7 mm T-Plate</b> , 2 holes in head, 32 mm		
	3 holes in shaft		



**Profile**

Width: 7.0 mm  
 Width of head: 13.7 mm  
 Thickness: 1.2 mm  
 Distance between center of holes: 8.0 mm

For use with 2.7 mm Cortex Screws.

	<b>3.5 mm/2.7 mm T-Plates</b>		
	<b>Shaft</b>	<b>Head</b>	<b>Length</b>
VP1342.05	5 holes	2 holes	65 mm
VP1342.07	7	2	85
VP1342.09	9	2	105



**Profile**

Thickness: 2.0 mm  
 Width of T-head: 18.0 mm  
 Width of plate shaft: 9.0 mm

For use with 2.7 mm and 3.5 mm Cortex Screws.

# Plates

## Round Hole Plates—*continued*

### 4.5 mm T-Plates

	Shaft	Head	Length
VP1352.03	3 holes	2 holes	68 mm
VP1352.04	4	2	84
VP1352.05	5	2	100
VP1352.06	6	2	116
VP1352.08	8	2	148
VP1352.11	11	2	198
VP1352.12	12	2	210

For use with 4.5 mm Cortex Screws.



#### Profile

Width of shaft: 17.0 mm  
Width of head: 34.0 mm  
Thickness: 2 mm  
Distance between center of holes: 16.0 mm

### 2.0 mm L-Plates, 2 shaft holes

	Length	
VP1370.L2	17 mm	left
VP1370.R2	17	right
VP1371.L2	20	oblique left
VP1371.R2	20	oblique right

For use with 2.0 mm Cortex Screws.



#### Profile

Width of shaft: 5.0 mm  
Width of head: 11.0 mm  
Thickness: 1.0 mm  
Distance between holes: 6.0 mm

### 2.7 mm L-Plates, 3 shaft holes

VP1380.L3	32 mm	left
VP1380.R3	32	right
VP1381.L3	34	oblique left
VP1381.R3	34	oblique right

For use with 2.7 mm Cortex Screws.



#### Profile

Width of shaft: 7.0 mm  
Width of head: 14.0 mm  
Thickness: 1.0 mm  
Distance between center of holes: 8.0 mm



# Plates

## DCP Plates

	2.0 mm DCP Plates		Thickness
	Holes	Length	
VP2010.04	4	22 mm	1.0 mm
VP2010.05	5	27	1.0
VP2010.06	6	32	1.0
VP2011.06	6	32	1.5
VP2011.07	7	37	1.5
VP2011.08	8	42	1.5



### Profile

Width: 5.0 mm  
Distance between center of holes: 5.0 mm  
Distance between central holes: 7.0 mm

For use with 2.0 mm Cortex Screws.

	2.7 mm DCP Plates		Thickness
	Holes	Length	
VP2030.04	4	36 mm	2.0 mm
VP2030.05	5	44	2.0
VP2030.06	6	52	2.0
VP2030.07	7	60	2.5
VP2030.08	8	68	2.5
VP2030.09	9	76	2.5
VP2030.10	10	84	2.5
VP2030.12	12	100	2.5



### Profile

Width: 8.0 mm  
Distance between center of holes: 8.0 mm  
Distance between central holes: 12.0 mm

For use with 2.7 mm Cortex Screws.

	3.5 mm DCP Plates	
	Holes	Length
VP2040.03	3	37 mm
VP2040.04	4	49
VP2040.05	5	61
VP2040.06	6	73
VP2040.07	7	85
VP2040.08	8	97
VP2040.09	9	109
VP2040.10	10	121
VP2040.12	12	145
VP2040.14	14	169



### Profile

Width: 10.0 mm  
Thickness: 3.3 mm  
Distance between center of holes: 12.0 mm  
Distance between central holes: 16.0 mm

For use with 3.5 mm Cortex Screws.

# Plates

## DCP Plates—continued

### 3.5 mm Broad DCP Plates

	Holes	Length
VP2050.07	7	86 mm
VP2050.08	8	98
VP2050.09	9	110
VP2050.10	10	122
VP2050.11	11	134
VP2050.12	12	146
VP2050.13	13	158
VP2050.14	14	170
VP2050.16	16	194



#### Profile

Thickness: 3.6 mm  
 Width: 12.0 mm  
 Distance between center of holes: 12.0 mm  
 Distance between central holes: 16.0 mm

For use with 3.5 mm Cortex Screws.

### 4.5 mm Narrow DCP Plates

	Holes	Length		Holes	Length
VP2060.02	2	39 mm	VP2060.12	12	199 mm
VP2060.03	3	55	VP2060.13	13	215
VP2060.04	4	71	VP2060.14	14	231
VP2060.05	5	87	VP2060.15	15	247
VP2060.06	6	103	VP2060.16	16	263
VP2060.07	7	119	VP2060.18	18	295
VP2060.08	8	135	VP2060.20	20	326
VP2060.09	9	151	VP2060.22	22	358
VP2060.10	10	167	VP2060.24	24	390
VP2060.11	11	183			



#### Profile

Width: 12.0 mm  
 Thickness: 3.8 mm  
 Distance between center of holes: 16.0 mm  
 Distance between central holes: 25.0 mm

For use with 4.5 mm Cortex Screws.

### 4.5 mm Broad DCP Plates

	Holes	Length
VP2070.06	6	103 mm
VP2070.07	7	119
VP2070.08	8	135
VP2070.09	9	151
VP2070.10	10	167
VP2070.12	12	199
VP2070.14	14	231
VP2070.16	16	263
VP2070.18	18	295
VP2070.20	20	326
VP2070.22	22	358
VP2070.24	24	390
VP2070.26	26	423



#### Profile

Width: 16.0 mm  
 Thickness: 4.8 mm  
 Distance between center of holes: 16.0 mm  
 Distance between central holes: 25.0 mm

For use with 4.5 mm Cortex Screws.

## Plates

---

### DCP Plates—*continued*

---

VP2500.06      **2.0 mm Acetabular Plate**, 6 holes, 25 mm

For use with 2.0 mm Cortex Screws.

**Profile**  
Width: 5 mm  
Hole spacing: 15° (5 mm)



VP2501.05      **2.7 mm Acetabular Plate**, 5 holes, 45 mm

For use with 2.7 mm Cortex Screws.

**Profile**  
Width: 8 mm  
Hole spacing: 20.5° (9.6 mm)



# Plates

## LC-DCP Plates

### 2.0 mm/1.5 mm LC-DCP Plates

	Holes	Length
VP3011.04	4	25 mm
VP3011.05	5	31
VP3011.06	6	37
VP3011.07	7	43



#### Profile

Width: 5.5 mm  
Thickness: 1.2 mm  
Distance between holes: 6.0 mm

### Holes Length

	Holes	Length
VP3012.06	6	37 mm
VP3012.07	7	43
VP3012.08	8	49
VP3012.09	9	55
VP3012.10	10	61
VP3012.12	12	73
VP3012.14	14	85

#### Profile

Width: 5.5 mm  
Thickness: 1.5 mm  
Distance between holes: 6.0 mm

For use with 1.5 mm or 2.0 mm Cortex Screws.

### 2.4 mm/2.0 mm LC-DCP Plates

	Holes	Length
VP3021.04	4	33 mm
VP3021.05	5	41
VP3021.06	6	49
VP3021.07	7	57
VP3021.08	8	65



#### Profile

Width: 6.5 mm  
Thickness: 1.7 mm  
Distance between holes: 8.0 mm

### Holes Length

	Holes	Length
VP3022.08	8	65 mm
VP3022.09	9	73
VP3022.10	10	81
VP3022.12	12	97
VP3022.14	14	113

#### Profile

Width: 6.5 mm  
Thickness: 2.0 mm  
Distance between holes: 8.0 mm

For use with 2.0 mm or 2.4 mm Cortex Screws.

### 2.7 mm LC-DCP Plates

	Holes	Length
VP3031.04	4	37 mm
VP3031.05	5	46
VP3031.06	6	55
VP3031.07	7	64
VP3031.08	8	73
VP3031.09	9	82
VP3031.10	10	91
VP3031.11	11	100
VP3031.12	12	109
VP3031.14	14	127
VP3031.16	16	145



#### Profile

Width: 7.5 mm  
Thickness: 2.6 mm  
Distance between holes: 9.0 mm

For use with 2.7 mm Cortex Screws.

## Plates

### LC-DCP Plates—continued

#### 3.5 mm LC-DCP Plates

	Holes	Length
VP3041.02	2	28 mm
VP3041.03	3	41
VP3041.04	4	54
VP3041.05	5	67
VP3041.06	6	80
VP3041.07	7	93
VP3041.08	8	106
VP3041.09	9	119
VP3041.10	10	132
VP3041.11	11	145
VP3041.12	12	158
VP3041.14	14	184
VP3041.15	15	197
VP3041.16	16	210
VP3041.18	18	236
VP3041.20	20	262
VP3041.22	22	288



#### Profile

Width: 11.0 mm

Thickness: 3.3 mm

Distance between center of holes: 13.0 mm

For use with 3.5 mm Cortex Screws.

#### 3.5 mm Broad LC-DCP Plates

	Holes	Length
VP3051.07	7	94 mm
VP3051.08	8	107
VP3051.09	9	120
VP3051.10	10	133
VP3051.11	11	146
VP3051.12	12	159
VP3051.13	13	172
VP3051.14	14	185
VP3051.15	15	198
VP3051.16	16	211
VP3051.17	17	224
VP3051.18	18	237
VP3051.20	20	263
VP3051.22	22	289



#### Profile

Width: 13.5 mm

Thickness: 4.2 mm

Distance between holes: 13.0 mm

For use with 3.5 mm Cortex Screws.

# Plates

## LC-DCP Plates—continued

### 4.5 mm Narrow LC-DCP Plates

	Holes	Length
VP3060.02	2	34 mm
VP3060.03	3	52
VP3060.04	4	70
VP3060.05	5	88
VP3060.06	6	106
VP3060.07	7	124
VP3060.08	8	142
VP3060.09	9	160
VP3060.10	10	178
VP3060.11	11	196
VP3060.12	12	214
VP3060.13	13	232
VP3060.14	14	250
VP3060.15	15	268
VP3060.16	16	286
VP3060.18	18	323
VP3060.20	20	358
VP3060.22	22	394



#### Profile

Width: 13.5 mm

Thickness: 4.2 mm

Distance between center of holes: 18.0 mm

For use with 4.5 mm Cortex Screws.

### 4.5 mm Broad LC-DCP Plates

	Holes	Length
VP3070.06	6	106 mm
VP3070.07	7	124
VP3070.08	8	142
VP3070.09	9	160
VP3070.10	10	178
VP3070.11	11	196
VP3070.12	12	214
VP3070.14	14	250
VP3070.16	16	286
VP3070.18	18	322
VP3070.20	20	358
VP3070.22	22	394



#### Profile

Width: 17.5 mm



Thickness: 5.2 mm

Distance between center holes: 18.0 mm

For use with 4.5 mm Cortex Screws.

# Plates

## LCP Plates

1.5 mm LCP Plates				
	Holes	Length	Distance between center of holes	
VP4001.04	4	23 mm	6.0 mm	
VP4001.06	6	36	6.2	
	Holes	Length	Distance between center of holes	
VP4002.06	6	29.3	5.0 mm Adaption	

**Profile**  
Thickness: 1.0 mm  
Width: 4.25 mm

For use with 1.5 mm Cortex (VS105) and 1.5 mm Locking Screws (VS106).

1.5 mm LCP T-Plate				
		Length	Width of Head	
VP4003.08	3 holes head, 8 holes shaft	44.5 mm	13.7 mm	
VP4004.08	4 holes head, 8 holes shaft	44.5 mm	18.9 mm	


**Profile:**  
Thickness: 1.0 mm  
Width of Shaft: 4.25 mm  
Distance between center of shaft holes: 5.0 mm

For use with 1.5 mm Cortex (VS105) and 1.5 mm Locking Screws (VS106)

1.5mm LCP Extended H-Plate		
VP4005.L8	left	
VP4005.R8	right	


**Profile:**  
Thickness: 1.0 mm

For use with 1.5 mm Cortex (VS105) and 1.5 mm Locking Screws (VS106)

1.5mm LCP Y-Plate		
VP4006.08	3 holes head, 8 holes shaft, 46.2 mm, 1.0 mm thick	

**Profile:**  
Width of Head: 13.1 mm  
Width of Shaft: 4.25 mm  
Distance between center of shaft holes: 5.0 mm

For use with 1.5mm Cortex (VS105) and 1.5mm Locking Screws (VS106)

1.5mm LCP Condylar Plate		
VP4007.06	6 holes shaft, 36.25 mm, 1.0 mm thick	

**Profile:**  
Width of Head: 9 mm  
Width of Shaft: 4.25 mm  
Distance between center of shaft holes: 5.0 mm

For use with 1.5mm Cortex (VS105) and 1.5mm Locking Screws (VS106)

Illustrations not actual size

# Plates

## LCP Plates

	1.5 mm LCP Plates, preloaded		
	Holes	Length	Distance between center of holes
VP4101.04	4	23 mm	6.0 mm
VP4101.06	6	36 mm	6.2 mm



	Holes	Length	Distance between center of holes
VP4102.06	6	29.3 mm	5.0 mm Adaption
VP4102.12	12	59.3 mm	5.0 mm Adaption



For use with 1.5mm Cortex (VS105) and 1.5 mm Locking Screws (VS106)

**Profile:**  
Thickness: 1.0 mm

	1.5 mm LCP Plates, preloaded		
		Length	Width of Head
VP4103.08	3 holes head, 8 holes shaft	44.5 mm	13.7 mm
VP4104.08	4 holes head, 8 holes shaft	44.5 mm	18.9 mm



For use with 1.5 mm Cortex (VS105) and 1.5 mm Locking Screws (VS106)

**Profile:**  
Thickness: 1.0 mm  
Width of Shaft: 4.25 mm  
Distance between center of shaft holes: 5.0 mm

	1.5 mm LCP Extended H-Plate, preloaded
VP4105.L8	left
VP4105.R8	right



For use with 1.5 mm Cortex (VS105) and 1.5 mm Locking Screws (VS106)

**Profile:**  
Thickness: 1.0 mm

	1.5 mm LCP Y-Plate, preloaded
VP4106.08	3 holes head, 8 holes shaft, 46.2 mm, 1.0mm thick



For use with 1.5 mm Cortex (VS105) and 1.5 mm Locking Screws (VS106)

**Profile:**  
Width of Head: 13.1 mm  
Width of Shaft: 4.25 mm  
Distance between center of shaft holes: 5.0 mm

	1.5mm LCP Condylar Plate, preloaded
VP4107.06	6 holes shaft, 36.25 mm, 1.0mm thickness



For use with 1.5 mm Cortex (VS105) and 1.5 mm Locking Screws (VS106)

**Profile:**  
Width of Head: 9.0 mm  
Width of Shaft: 4.25 mm  
Distance between center of shaft holes: 5.0 mm

Illustrations not actual size

www.synthesvet.com

12/16



## Plates

### LCP Plates—continued

#### 2.0 mm/1.5 mm LCP Plates

	Holes	Length
VP4011.04	4	27 mm
VP4011.05	5	34
VP4011.06	6	41
VP4011.07	7	48

	Holes	Length
VP4012.06	6	41 mm
VP4012.07	7	48
VP4012.08	8	55
VP4012.09	9	62
VP4012.10	10	69
VP4012.12	12	83
VP4012.14	14	97



#### Profile

Width: 5.5 mm  
 Thickness: 1.2 mm  
 Distance between center of holes: 7.0 mm  
 Distance between central holes: 4.6 mm

#### Profile

Width: 5.5 mm  
 Thickness: 1.5 mm  
 Distance between center of holes: 7.0 mm  
 Distance between central holes: 4.6 mm

For use with 2.0 mm Locking, 1.5 mm Cortex, and 2.0 mm Cortex Screws.

#### 2.4 mm LCP Plates

	Holes	Length
VP4021.04	4	32 mm
VP4021.05	5	40
VP4021.06	6	48
VP4021.07	7	56
VP4021.08	8	64

	Holes	Length
VP4022.08	8	64 mm
VP4022.09	9	72
VP4022.10	10	80
VP4022.12	12	96
VP4022.14	14	112



#### Profile

Width: 6.5 mm  
 Thickness: 1.7 mm  
 Distance between center of holes: 8.0 mm  
 Distance between central holes: 5.6 mm

#### Profile

Width: 6.5 mm  
 Thickness: 2.0 mm  
 Distance between center of holes: 8.0 mm  
 Distance between central holes: 5.6 mm

For use with 2.4 mm Locking, 2.0 mm Cortex, and 2.4 mm Cortex Screws.

#### 2.7 mm LCP Plates

	Holes	Length
VP4031.04	4	36 mm
VP4031.05	5	45
VP4031.06	6	54
VP4031.07	7	63
VP4031.08	8	72
VP4031.09	9	81
VP4031.10	10	90
VP4031.12	12	108
VP4031.14	14	126
VP4031.16	16	144



#### Profile

Width: 7.5 mm  
 Thickness: 2.6 mm  
 Distance between center of holes: 9.0 mm  
 Distance between central holes: 6.0 mm

For use with 2.7 mm Locking and 2.7 mm Cortex Screws.

# Plates

## LCP Plates—continued

### 3.5 mm LCP Plates

	Holes	Length
VP4041.02	2	27 mm
VP4041.03	3	40
VP4041.04	4	53
VP4041.05	5	66
VP4041.06	6	79
VP4041.07	7	92
VP4041.08	8	105
VP4041.09	9	118
VP4041.10	10	131
VP4041.11	11	144
VP4041.12	12	157
VP4041.13	13	170
VP4041.14	14	183
VP4041.15	15	196
VP4041.16	16	209
VP4041.18	18	235
VP4041.20	20	261
VP4041.22	22	287



#### Profile

Width: 11.0 mm  
 Thickness: 3.3 mm  
 Distance between center of holes: 13.0 mm  
 Distance between central holes: 9.4 mm

For use with 3.5 mm Locking, 3.5 mm Cortex, and 4.0 mm Cancellous Bone Screws.

### 3.5 mm Broad LCP Plates

	Holes	Length
VP4045.07	7	94 mm
VP4045.08	8	107
VP4045.09	9	120
VP4045.10	10	133
VP4045.11	11	146
VP4045.12	12	159
VP4045.13	13	172
VP4045.14	14	185
VP4045.15	15	198
VP4045.16	16	211
VP4045.17	17	224
VP4045.18	18	237
VP4045.20	20	263
VP4045.22	22	289



#### Profile

Width: 13.5 mm  
 Thickness: 4.2 mm  
 Distance between center of holes: 13.0 mm  
 Distance between central holes: 9.4 mm

For use with 3.5 mm Locking, 3.5 mm Cortex, and 4.0 mm Cancellous Bone Screws.

## Plates

### LCP Plates—continued

#### 4.5 mm Narrow LCP Plates

	Holes	Length
VP4051.03	3	66 mm (for Equine PIP Arthrodesis)
VP4051.04	4	71
VP4051.05	5	89
VP4051.06	6	107
VP4051.07	7	125
VP4051.08	8	143
VP4051.09	9	161
VP4051.10	10	179
VP4051.11	11	197
VP4051.12	12	215
VP4051.14	14	251
VP4051.16	16	287



#### Profile

Width: 13.5 mm  
 Thickness: 4.2 mm  
 Distance between center of holes: 18.0 mm  
 Distance between central holes: 12.8 mm

For use with 4.0 mm and 5.0 mm Locking,  
 4.5 mm Cortex and 6.5 mm Cancellous Bone Screws.

#### 4.5 mm Broad LCP Plates

	Holes	Length
VP4061.06	6	107 mm
VP4061.07	7	125
VP4061.08	8	143
VP4061.09	9	161
VP4061.10	10	179
VP4061.11	11	197
VP4061.12	12	215
VP4061.13	13	233
VP4061.14	14	251
VP4061.15	15	269
VP4061.16	16	287
VP4061.18	18	323



#### Profile

Width: 17.5 mm  
 Thickness: 5.2 mm  
 Distance between center of holes: 18.0 mm  
 Distance between central holes: 12.8 mm

For use with 4.0 mm and 5.0 mm Locking,  
 4.5 mm Cortex and 6.5 mm Cancellous Bone Screws.

#### 5.5 mm Broad LCP Plates

	Holes	Length
VP4071.10	10	180 mm
VP4071.11	11	198
VP4071.12	12	216
VP4071.13	13	234
VP4071.14	14	252
VP4071.15	15	270
VP4071.16	16	288
VP4071.17	17	306
VP4071.18	18	324



#### Profile

Width: 17.5 mm  
 Thickness: 6.0 mm  
 Distance between center of holes: 18.0 mm  
 Distance between central holes: 12.8 mm

For use with 4.0 mm and 5.0 mm Locking, 4.5 mm and  
 5.5 mm Cortex and 6.5 mm Cancellous Bone Screws.

Illustrations not actual size

# Plates

## LCP Plates—continued

3.5 mm LCP Reconstruction Plates		
	Holes	Length
VP4230.04	4	56 mm
VP4230.05	5	70
VP4230.06	6	84
VP4230.07	7	98
VP4230.08	8	112
VP4230.09	9	126
VP4230.10	10	140
VP4230.11	11	154
VP4230.12	12	168



### Profile

Width: 10.1 mm  
 Thickness: 3.5 mm  
 Distance between center of holes: 14.0 mm  
 Distance between central holes: 10.0 mm

For use with 3.5 mm Locking, 3.5 mm Cortex and 4.0 mm Cancellous Bone Screws.

### VP4301.12 3.5 mm/2.7 mm Pancarpal Arthrodesis Plate, 12 holes, 151 mm

For use with 2.7mm Cortex Screws, 2.7mm Locking Screws, 3.5mm Cortex and 3.5mm Locking Screws



### Profile

Distance between holes proximal: 12.0 mm  
 Distal between holes distal: 9.0 mm

### VP4312.07 2.0 mm LCP Notched Head T-Plate, 2 holes in head, 7 holes in shaft, 54 mm

For use with 2.0 mm Locking and 2.0 mm Cortex Screws



### Profile

Width of head: 10.0 mm  
 Width of shaft: 5.0 mm  
 Thickness: 1.3 mm

### VP4322.07 2.4 mm LCP Notched Head T-Plate, 2 holes in head, 7 holes in shaft, 59 mm

For use with 2.4 mm Locking and 2.4 mm Cortex Screws

### Profile

Width of head: 12.0 mm  
 Width of shaft: 6.4 mm  
 Thickness: 1.3 mm

### VP4332.07 2.7 mm LCP Notched Head T-Plate, 2 holes in head, 7 holes in shaft, 66 mm

For use with 2.7 mm Locking and 2.7 mm Cortex Screws

### Profile

Width of head: 14.2 mm  
 Width of shaft: 7.0 mm  
 Thickness: 1.5 mm

## Plates

### LCP Plates—continued

#### 3.5 mm LCP T-Plates 3 head, right angle

	Shaft	Length
VP4343.03	3	50 mm
VP4343.04	4	57
VP4343.05	5	67
VP4343.06	6	77
VP4343.07	7	87
VP4343.08	8	97



#### Profile

Width of shaft: 10 mm  
Width of head: 24 mm  
Thickness: 1.5 mm  
Distance between holes: 10 mm

Head holes accept 3.5 mm Locking, 2.7 mm and 3.5 mm Cortex Screws.  
Shaft holes accept 3.5 mm Locking, 3.5 mm Cortex and 4.0 mm Cancellous Bone Screws.

### TPLO Plates

#### 2.0 mm Tibial Plateau Leveling Osteotomy Plates Holes

VP4405.L3	3	left
VP4405.R3	3	right



#### Profile

Shaft width: 5.5 mm  
Thickness: 2.3 mm  
Length: 30.25 mm

Head holes accept 2.0 mm Locking and 2.0 mm Cortex Screws.  
Shaft holes accept 2.0 mm Cortex Screws.  
Shaft Combi hole accepts 2.0 mm Locking or 2.0 mm Cortex Screws.

#### 2.4 mm Tibial Plateau Leveling Osteotomy Plates Holes

VP4404.L3	3	left
VP4404.R3	3	right



#### Profile

Shaft width: 6.5 mm  
Thickness: 2.3 mm  
Length: 35.1 mm

Head holes accept 2.4 mm Locking and 2.4 mm Cortex Screws.  
Shaft holes accept 2.4 mm Cortex Screws.  
Shaft Combi hole accepts 2.4 mm Locking or 2.4 mm Cortex Screws.

Illustrations not actual size

# Plates

## TPLO Plates—continued

### 2.7 mm Tibial Plateau Leveling Osteotomy Plates

	Holes	
<b>VP4400.L3</b>	3	left
<b>VP4400.R3</b>	3	right

Head holes accept 2.7 mm Locking and 2.7 mm Cortex Screws.  
 Shaft holes accept 2.7 mm Cortex Screws.  
 Combi hole accepts 2.7 mm Locking or 2.7 mm Cortex Screw.

**Profile**  
 Shaft Width: 8.0 mm  
 Thickness: 2.5 mm  
 Length: 46 mm



### 3.5 mm Small Tibial Plateau Leveling Osteotomy Plates

	Holes	
<b>VP4403.L3</b>	3	left
<b>VP4403.R3</b>	3	right

Head holes accept 3.5 mm Locking, 3.5 mm Cortex, and 4.0 mm Cancellous Bone Screws.  
 Shaft holes accept 3.5 mm Cortex Screws.  
 Combi shaft hole accepts 3.5 mm Cortex or 3.5 mm Locking Screw.

**Profile**  
 Shaft width: 11.0 mm  
 Thickness: 3.7 mm  
 Length: 55 mm



### 3.5 mm Tibial Plateau Leveling Osteotomy Plates

	Holes	
<b>VP4401.L3</b>	3	left
<b>VP4401.R3</b>	3	right

Head holes accept 3.5 mm Locking, 3.5 mm Cortex and 4.0 mm Cancellous Bone Screws.  
 Shaft holes accept 3.5 mm Cortex Screws.  
 Combi hole accepts 3.5 mm Cortex or 3.5 mm Locking Screw.

**Profile**  
 Shaft Width: 11.0 mm  
 Thickness: 3.7 mm  
 Length: 64 mm



### 3.5 mm Broad Tibial Plateau Leveling Osteotomy Plates

	Holes	
<b>VP4402.L4</b>	4	left
<b>VP4402.R4</b>	4	right

Head holes accept 3.5 mm Locking, 3.5 mm Cortex and 4.0 mm Cancellous Bone Screws.  
 Shaft holes accept 3.5 mm Cortex Screws.  
 Combi holes accept 3.5 mm Cortex or 3.5 mm Locking Screw.

**Profile**  
 Shaft Width: 13.5 mm  
 Thickness: 3.7 mm  
 Length: 80 mm



Illustrations not actual size

[www.synthesvet.com](http://www.synthesvet.com)

12/16

# Plates

## LCP Plates

### 3.5 mm Double Pelvic Osteotomy / Triple Pelvic Osteotomy Plates, 7 holes Degrees

VP4601.L7	20°	Left
VP4601.R7	20°	Right
VP4602.L7	25°	Left
VP4602.R7	25°	Right
VP4603.L7	30°	Left
VP4603.R7	30°	Right

#### Profile

Thickness: 3.2 mm  
Length: 44 mm



For use with 3.5 mm Locking and 3.5mm Cortex Screws.

### 2.4 mm / 2.7 mm Tibial Tuberosity Advancement Plate Length Locking Holes

VP5031.L4	53 mm	Left	2
VP5031.R4	53	Right	2
VP5031.L5	65	Left	3
VP5031.R5	65	Right	3



### 2.4 mm / 3.5 mm Tibial Tuberosity Advancement Plate Length Locking Holes

VP5041.L6	78 mm	Left	3
VP5041.R6	78	Right	3
VP5041.L7	90	Left	3
VP5041.R7	90	Right	3
VP5041.L8	104	Left	3
VP5041.R8	104	Right	3



### Tibial Tuberosity Advancement Wedge Width Length

VP5052.04	4.5 mm	19 mm
VP5052.06	6.0	22
VP5052.07	7.5	22
VP5052.09	9.0	25
VP5052.10	10.5	25
VP5052.12	12.0	28
VP5052.13	13.5	31
VP5052.15	15.0	31



### Tibial Tuberosity Advancement Spacer Offset

VP5053.03	3 mm
VP5053.05	5



Illustrations not actual size

# Plates

## Titanium Plates

### 2.0 mm Titanium Locking Plates

	Mini		
	Holes	Length	Profile
VPT4010.20	20, adaption	119 mm	Thickness: 1.0 mm Width: 4.9 mm Hole Spacing: 6.0 mm



VPT4010.04	4, narrow	28	<b>Profile</b> Thickness: 1.0 mm Width: 4.9 mm Hole Spacing: 6.5 mm Distance between central holes: 13.0 mm
VPT4010.06	6, narrow	40	





	Intermediate		
	Holes	Length	
VPT4011.06	6	43	Distance between central holes: 12.0 mm



VPT4011.12	12	77 mm	<b>Profile</b> Thickness: 1.3 mm Width: 5.1 mm Hole Spacing: 6.5 mm
------------	----	-------	--



	Large		
	Holes	Length	Profile
VPT4014.06	6	47 mm	Thickness: 1.5 mm Width: 6.6 mm Hole Spacing: 8.0 mm
VPT4014.12	12	95	
VPT4014.20	20	159	
VPT4013.06	3 x 3	53	Distance between central holes: 14.0 mm


	Extra-Large		
	Holes	Length	Profile
VPT4015.12	12	95 mm	Thickness: 1.9 mm Width: 6.6 mm Hole Spacing: 8.0 mm
VPT4015.20	20	159	



For use with 2.0 mm Titanium Locking and 2.0 mm Titanium Cortex Screws (VST201 and VST202 series)

### 2.4 mm Titanium Locking Reconstruction Plates

	Holes	Length	Profile
VPT4120.14	14	104 mm	Thickness: 2.5 mm Width: 8.0 mm Hole Spacing: 8.0 mm
VPT4120.24	24	184	



For use with 2.4 mm and 3.0 mm Titanium Locking and 2.4 mm Titanium Cortex Screws (VST211, VST212 and VST311 series)

Illustrations not actual size

[www.synthesvet.com](http://www.synthesvet.com)



## General Implants

### Clamps and Rods (for CRIF System)

#### Clamps

- VC2000.01** Mini Clamp, for use with 2.0 mm screws, 2.0 mm rods  
**VC3000.01** Small Clamp, for use with 2.7 mm screws, 3.0 mm rods  
**VC5000.01** Medium Clamp, for use with 3.5 mm screw, 5.0 mm rods




#### End Clamps

- VC2000.02** Mini End Clamp, for use with 2.0 mm screws, 2.0 mm rods  
**VC3000.02** Small End Clamp, for use with 2.7 mm screws, 3.0 mm rods  
**VC5000.02** Medium End Clamp, for use with 3.5 mm screws, 5.0 mm rods



	<b>Rods Diameter</b>	<b>Length</b>
<b>VR201.030</b>	2.0 mm	30 mm
<b>VR201.045</b>	2.0	45
<b>VR201.090</b>	2.0	90
<b>VR301.045</b>	3.0	45
<b>VR301.090</b>	3.0	90
<b>VR301.120</b>	3.0	120
<b>VR501.060</b>	5.0	60
<b>VR501.075</b>	5.0	75
<b>VR501.090</b>	5.0	90
<b>VR501.105</b>	5.0	105
<b>VR501.120</b>	5.0	120
<b>VR501.150</b>	5.0	150
<b>VR501.180</b>	5.0	180
<b>VR501.210</b>	5.0	210
<b>VR501.240</b>	5.0	240



Illustrations not actual size

# General Implants

## Washers and Wires

### Washers

#### Outer Diameter

<b>VP1300.01</b>	4.5 mm, for mini screws up to and including 2.0 mm screws
<b>VP1300.02</b>	6.5 mm, for 3.0 mm cannulated screws and 2.4 mm screws
<b>VP1300.03</b>	7.0 mm, for 2.7 mm and 3.5 mm screws
<b>VP1300.04</b>	10.0 mm, for 4.0 mm and 4.5 mm screws
<b>VP1300.05</b>	13.0 mm, for large screws up to 6.5 mm



### Spiked Washers

For use with stainless steel screws  
 Made from PEEK (polyetheretherketone) +6% BaSO<sub>4</sub> (for radiopacity)  
 Primary indication: Fixation of torn or avulsed ligaments



#### Outer/Inner Diameters

<b>VP1301.01</b>	8.0 mm/3.2 mm, for 2.7 mm screws
<b>VP1301.02</b>	13.5 mm/4.0 mm, for 3.5 mm and 4.0 mm screws
<b>VP1301.03</b>	13.5 mm/6.5 mm, for 4.5 mm screws, and for 6.5 mm cannulated and cancellous bone screws (by threading)



<b>VP1302.01</b>	<b>Nut</b> for 4.5 mm Cortex Screws 11.0 mm diameter, 8.0 mm width across flats
------------------	---



### Kirschner Wires, trocar point (10/pkg.)

	Diameter	Length
<b>VW0603.70</b>	0.6 mm	70 mm
<b>VW0803.70</b>	0.8	70
<b>VW0803.15</b>	0.8	150
<b>VW1003.15</b>	1.0	150
<b>VW1003.28</b>	1.0	280
<b>VW1203.15</b>	1.25	150
<b>VW1203.28</b>	1.25	280
<b>VW1403.15</b>	1.4	150
<b>VW1403.28</b>	1.4	280
<b>VW1603.15</b>	1.6	150
<b>VW1603.28</b>	1.6	280
<b>VW1803.15</b>	1.8	150
<b>VW1803.28</b>	1.8	280
<b>VW2003.15</b>	2.0	150
<b>VW2003.28</b>	2.0	280
<b>VW2503.15</b>	2.5	150
<b>VW2503.28</b>	2.5	280
<b>VW3001.15</b>	3.0	150
<b>VW3003.28</b>	3.0	280



Illustrations not actual size

[www.synthesvet.com](http://www.synthesvet.com)

## General Implants

### Kirschner Wires

#### Kirschner Wires, trocar point on both ends (10/pkg.)

	Diameter	Length
VW0604.07	0.6 mm	70 mm
VW0804.07	0.8	70
VW1004.15	1.0	150
VW1204.15	1.25	150
VW1404.15	1.4	150
VW1604.15	1.6	150
VW1804.15	1.8	150
VW2004.15	2.0	150
VW2504.15	2.5	150
VW3004.15	3.0	150



#### Kirschner Wires, with 15 mm threaded trocar point (10/pkg.)

	Diameter	Length
292.73	1.6 mm	150 mm
292.76	2.5	200
VW1805.15	1.8	150
VW2005.15	2.0	150
VW2505.15	2.5	150
VW3005.15	3.0	150



#### Kirschner Wires, with 5 mm threaded trocar point (10/pkg.)

	Diameter	Length
VW1005.15	1.0 mm	150 mm
VW1205.15	1.25	150
VW1605.15	1.6	150

#### Cerclage Wires, with eye, 280 mm (10/pkg.)

	Diameter
VW0801.28	0.8 mm
VW1001.28	1.0
VW1201.28	1.25
VW1501.28	1.5



Illustrations not actual size

# General Implants

## Wires and Cables

### Cerclage Wire Coils

	Diameter	Length
VW0402.10	0.4 mm	8 m
VW0602.10	0.6	8
VW0802.10	0.8	10
VW1002.10	1.0	10
VW1202.10	1.25	10
VW1502.10	1.5	10



### Cable with Crimp, 750 mm, sterile

VW1006.75	1.0 mm diameter
VW1706.75	1.7 mm diameter



### Precut Cerclage Wire, soft (10/pkg)

	Diameter	Length
VW0411.15	0.4 mm	150 mm
VW0611.17	0.6	175
VW0811.20	0.8	200
VW1011.25	1.0	250
VW1211.30	1.25	300



### Steinmann Pins

	Diameter	Length
VW3507.15	3.5 mm	150 mm
VW4007.20	4.0	200
VW4507.25	4.5	250
VW5007.25	5.0	250



### 1.25 mm Plate Reduction Wires, threaded tip

02.111.500.10	with small stop (10/pkg)
02.111.501.10	with large stop (10/pkg)



### 1.6 mm Compression Wires, 150 mm Thread Length

03.211.410	10 mm
03.211.415	15
03.211.420	20
03.211.425	25
03.211.430	30
03.211.435	35
03.211.440	40



Illustrations not actual size

[www.synthesvet.com](http://www.synthesvet.com)

## General Implants

### Buttons, Wire Mounts, Guide Wires, Plug

**VW3505.1S** Cerclage Button, 3.5 mm, sterile  
for use in 3.5 mm screw heads



**VW4505.1S** Cerclage Button, 4.5 mm, sterile  
for use in 4.5 mm screw heads

**298.838S** 3.5 mm Threaded Cerclage Positioning Pin



**298.803S** 4.5 mm Threaded Cerclage Positioning Pin



**298.837S** 3.5 mm Cerclage Positioning Pin



**298.839S** 4.5 mm Cerclage Positioning Pin



**281.001S** Wire Mount  
for 4.5 mm DCP and LC-DCP, sterile



**900.722** 1.25 mm Threaded Guide Wire, 150 mm

**292.652** 2.0 mm Threaded Guide Wire

**292.656** 2.0 mm Non-Threaded Guide Wire, 230 mm, spade point



**02.200.003** 3.5 mm Threaded Plug, with StarDrive recess  
for use with 3.5 mm LCP Plates



**497.689** Titanium Bending Insert Screw  
for 2.4 mm Locking Reconstruction Plates (5/pkg.)



Illustrations not actual size

## General Implants

---

### Buttons, Wire Mounts, Guide Wires, Plug

---

<b>292.622</b>	1.1 mm Threaded Guide Wire, 150 mm, for use with 3.0 mm Cannulated Screws
<b>292.623</b>	1.1 mm Non-Threaded Guide Wire, 150 mm
<b>292.680</b>	2.8 mm Threaded Guide Wire, 300 mm, tocar point
<b>292.810</b>	2.8 mm Guide Wire with flutes, 300 mm, 150 mm calibration

---



# Instruments

## For Removal of Broken Implants

### Hollow Reamers, complete

- 309.150 for 1.5 mm screws
- 309.200 for 2.0 mm screws
- 309.250 for 2.4 mm and 2.7 mm screws
- 309.035 for 3.5 mm and 4.0 mm screws
- 309.450 for 4.5 mm and 5.0 mm screws
- 309.065 for 6.5 mm and 7.0 mm screws



### Spare Centering Pins

- 309.070 For Hollow Reamer (309.150)
- 309.170 For Hollow Reamer (309.200)
- 309.270 For Hollow Reamer (309.250)
- 309.370 For Hollow Reamer (309.035)
- 309.470 For Hollow Reamer (309.450)
- 309.670 For Hollow Reamer (309.065)




### Spare Reamer Tubes

- 309.038 For Hollow Reamer (309.035)
- 309.068 For Hollow Reamer (309.065)
- 309.080 For Hollow Reamer (309.150)
- 309.180 For Hollow Reamer (309.200)
- 309.280 For Hollow Reamer (309.250)
- 309.480 For Hollow Reamer (309.450)



### Extraction Bolts

- 309.090 For 1.5 mm screws
- 309.190 For 2.0 mm screws
- 309.039 For 3.5 mm and 4.0 mm screws
- 309.290 For 2.4 mm and 2.7 mm screws
- 309.490 For 4.5 mm and 5.0 mm screws
- 309.069 For 6.0 mm, 6.5 mm and 7.0 mm screws



### Conical Extraction Screws

- 309.510 For 1.5 mm and 2.0 mm Cortex Screws
- 309.520 For 2.7 mm and 3.5 mm Cortex Screws
- 309.530 For large screws and 4.9 mm bolts



- 309.501 **Conical Extraction Device**  
for Threaded Washers



Illustrations not actual size

[www.synthesvet.com](http://www.synthesvet.com)



# Instruments

## Drill Bits

### Drill Bits, for Jacobs chuck

	Diameter	Total Length
<b>310.100</b>	1.1 mm	45 mm
<b>310.140</b>	1.5	70
<b>310.200</b>	2.0	85
<b>310.240</b>	2.5, gold	95
<b>310.270</b>	2.7	85
<b>310.300</b>	3.2	180
<b>310.320</b>	3.2	130
<b>310.360</b>	3.5	95
<b>310.380</b>	3.5	180
<b>310.450</b>	4.5	130
<b>310.490</b>	4.5	180

Jacobs chuck  
Coupling



### Drill Bits, quick coupling

	Diameter	Total Length
<b>03.114.007</b>	1.1 mm	75 mm
<b>310.110</b>	1.1	60
<b>310.141</b>	1.5 mm Drill Bit	65
<b>310.150</b>	1.5	85
<b>310.160</b>	1.5	110
<b>310.509</b>	1.8	110
<b>310.510</b>	1.8	100
<b>310.190</b>	2.0	100
<b>310.210</b>	2.0	125
<b>310.530</b>	2.4	100
<b>310.230</b>	2.5, gold	180
<b>310.250</b>	2.5, gold	110
<b>310.260</b>	2.7	100
<b>310.280</b>	2.7	125
<b>310.288</b>	2.8	165
<b>310.290</b>	3.2	195
<b>310.310</b>	3.2	145
<b>310.350</b>	3.5	110
<b>310.370</b>	3.5	195
<b>310.400</b>	4.0	197
<b>310.401</b>	4.0	160
<b>310.431</b>	4.3	180
<b>310.440</b>	4.5	145
<b>310.480</b>	4.5	195
<b>310.550</b>	5.5	197



Illustrations not actual size

# Instruments

## Drill Bits—continued


**310.161** 1.5 mm Drill Bit with Depth Mark,  
Stryker J-latch, 110 mm

**323.062** 2.0 mm Drill Bit with Depth Mark  
quick coupling, 140 mm



323.062

Three-Fluted Drill Bits, quick coupling		
	Diameter	Total Length
<b>315.210</b>	2.0 mm	125 mm
<b>315.250</b>	2.5	110
<b>315.280</b>	2.7	125
<b>315.310</b>	3.2	145
<b>315.370</b>	3.5	195
<b>315.480</b>	4.5	195



Instruments

# Instruments

## Countersinks

- 310.880** **Countersinks**  
for 1.5 mm and 2.0 mm cortex screws, mini quick coupling



- 310.971** for 1.3 mm and 1.5 mm screws, mini quick coupling



- 310.972** for 2.0 mm and 2.4 mm cortex screws, mini quick coupling



- 310.870** for 2.7 mm cortex screws, quick coupling



- 310.890** for 3.5 mm cortex and 4.0 mm cancellous bone screws, quick coupling



- 310.990** for 4.5 mm cortex screws  
(may also be used with 5.5 mm cortex screws)

















- 310.860** **Cannulated Countersink, quick coupling**  
for 3.5 mm and 4.0 mm cannulated screws



Illustrations not actual size

# Instruments

## Taps

Taps		
311.150	for 1.5 mm cortex screws, 50 mm, mini quick coupling	
311.190	for 2.0 mm cortex screws, 54 mm, mini quick coupling	
311.210	for 2.0 mm cortex screws 100 mm, mini quick coupling	
311.230	for 2.4 mm cortex screws 100 mm, quick coupling	
311.260	for 2.7 mm cortex screws 100 mm, quick coupling	
311.280	for 2.7 mm cortex screws, 125 mm, quick coupling	
311.320	for 3.5 mm cortex screws, gold, 110 mm, quick coupling	
311.330	for 3.5 mm cortex screws, gold, 180 mm, quick coupling	
311.340	for 4.0 mm cancellous bone screws, 110 mm, quick coupling	
311.460	for 4.5 mm cortex screws, quick coupling 130 mm, 57 mm tap depth	
311.470	for 4.5 mm cortex screws, quick coupling 175 mm, 140 mm calibration	
311.480	for 4.5 mm cortex screws, quick coupling 180 mm, 110 mm tap depth	
311.550	for 5.5 mm cortex screws, quick coupling 197 mm, 100 mm tap depth, quick coupling	
311.660	for 6.5 mm cancellous bone screws, quick coupling 197 mm, 150 mm calibration	

Illustrations not actual size

[www.synthesvet.com](http://www.synthesvet.com)

# Instruments

## Handles

- 310.950** **Handles**  
with mini quick coupling, stainless steel




- 311.010** with mini quick coupling



- 311.030** with mini quick coupling



- 311.430** with quick coupling, small



- 311.005** **Screwdriver Handle**  
with hex coupling (for use with 313.252)



- 311.440** **T-Handle**  
with quick coupling



Illustrations not actual size

# Instruments

## Drill Guides

312.200 2.0 mm Parallel Drill Guide and Drill Sleeve



312.470 4.5 mm Pointed Drill Guide



## Drill Sleeves

312.300 3.5 mm/2.5 mm Insert Drill Sleeve



312.480 4.5 mm/3.2 mm Insert Drill Sleeve



312.570 5.5 mm/4.0 mm Insert Drill Sleeve



312.140 1.5 mm, 1.1 mm Double Drill Sleeve



312.181 2.4 mm/1.8 mm Drill Guide



312.220 2.0 mm/1.5 mm Double Drill Sleeve



Illustrations not actual size

[www.synthesvet.com](http://www.synthesvet.com)

12/16

## Instruments

### Drill Sleeves—*continued*

312.240 2.7 mm/2.0 mm Double Drill Sleeve



312.280 3.5 mm/2.5 mm Double Drill Sleeve



312.460 4.5 mm/3.2 mm Double Drill Sleeve



312.560 5.5 mm/4.0 mm Double Drill Sleeve



312.670 6.5 mm/3.2 mm Double Drill Sleeve



312.550 5.5 mm Tap Sleeve



Illustrations not actual size

# Instruments

## Screwdrivers

03.114.002 StarDrive Screwdriver Shaft, T4, 42 mm, self-retaining  
03.114.010 StarDrive Screwdriver Shaft, T4, 66 mm



03.114.009 StarDrive Screwdriver Shaft, with Holding Sleeve, T4, 66 mm



311.023.97 Ratcheting Screwdriver Handle



313.251 1.5 mm/2.0 mm PLUSDRIVE Screwdriver, self-retaining



313.252 1.5 mm/2.0 mm Screwdriver Blade, self-retaining, PLUSDRIVE, hex coupling  
use with 311.005



313.928 2.0 mm/2.4 mm Cruciform Screwdriver Blade, self-retaining, hex coupling  
For use with 311.005



313.94.96 2.4 mm Cruciform Screwdriver  
consists of Screwdriver (313.96) and Holding Sleeve (313.97)



313.96.96 2.4 mm Cruciform Screwdriver  
For use with Holding Sleeve (313.97)



313.990 Cruciform Screwdriver with Holding Sleeve  
for 1.5 mm and 2.0 mm Cortex Screws self-retaining






## Instruments

### Screwdrivers—*continued*

**313.993** 1.5 mm, 2.0 mm Cruciform Screwdriver Shaft  
self-retaining, mini quick coupling



**314.000** Cruciform Screwdriver Shaft with Holding Sleeve, mini quick coupling  
for 1.5 mm and 2.0 mm Cortex Screws



**314.67.97** Cruciform Screwdriver Shaft with Holding Sleeve, mini quick coupling  
for 1.5 mm and 2.0 mm Cortex Screws



**314.020** Small Hexagonal Screwdriver  
with Holding Sleeve  
for 2.7 mm and 3.5 mm Cortex, and 4.0 mm Cancellous Screws



**314.030** Small Hexagonal Screwdriver Shaft, quick coupling  
for 2.7 mm and 3.5 mm Cortex, and 4.0 mm Cancellous Screws



**314.115** StarDrive Screwdriver, T15  
for 3.5 mm Locking Screws



**314.116** StarDrive Screwdriver Shaft, T15  
quick coupling  
for 3.5 mm Locking Screws



**314.118** StarDrive Screwdriver, T25  
self-retaining  
for 4.0 mm and 5.0 mm Locking Screws



Illustrations not actual size

# Instruments

## Screwdrivers—*continued*

- 314.119**     **StarDrive Screwdriver Shaft, T25**  
self-retaining, 165 mm, quick coupling  
for 4.0 mm and 5.0 mm Locking Screws



- 314.467**     **StarDrive Screwdriver Shaft, T8, 105 mm, quick coupling**  
for 2.4 mm and 2.7 mm Locking Screws



- 313.843**     **StarDrive Screwdriver Shaft, T6, mini quick coupling**  
for 2.0 mm Locking Screws




- 314.150**     **Large Hexagonal Screwdriver Shaft, quick coupling**  
for 4.5 mm and 5.5 mm Cortex, and 6.5 mm Cancellous Screws



- 314.130**     **Large Hexagonal Screwdriver with T-Handle**



- 314.170**     **Large Hexagonal Screwdriver with Universal Joint**



## Instruments

### Screwdrivers and Holding Sleeves

314.290 Cannulated Hexagonal Screwdriver



314.270 Large Hexagonal Screwdriver  
for 4.5 mm and 5.5 mm Cortex and 6.5 mm Cancellous Screws



313.97.96 Holding Sleeve, for 2.4 mm screws  
for use with screwdriver 313.94.96 and 313.96.96



314.060 Holding Sleeve, for 2.7 mm and 3.5 mm screws  
for use with screwdriver 314.02



314.080 Holding Sleeve, for 2.7 mm and 3.5 mm screws  
for use with small hexagonal screwdrivers and shafts



314.110 Holding Sleeve, for 4.5 mm and larger screws  
for use with screwdriver 314.27



314.468 Holding Sleeve  
for StarDrive Screwdriver Shaft, T8 (314.467)




Illustrations not actual size

# Instruments

## Depth Gauges

**319.020** Gauge  
for drill bits and screws



**319.006** Depth Gauges  
for 2.0 mm and 2.4 mm screws



**319.010** for 2.7 mm and 3.5 mm Cortex, and 4.0 mm Cancellous Bone Screws



**319.040** for 2.7 mm and 3.5 mm Cortex, and 4.0 mm Cancellous Bone Screws



**319.060** for mini screws, extra-long (1.5 mm, 2.0 mm, 2.4 mm)



**319.090** for 2.7 mm and 3.5 mm Cortex, and 4.0 mm Cancellous Bone Screws



**319.091** for 3.5 mm cortex screws



**319.100** for 4.5 mm and larger screws



**319.110** for mini screws (1.5 mm, 2.0 mm, 2.4 mm)



Illustrations not actual size

[www.synthesvet.com](http://www.synthesvet.com)

12/16

## Instruments

### Drill Guides

319.390 Sharp Hook




319.440 Holding Clip for plates and washers



319.970 Screw Forceps



322.150 DCP Drill Guides, neutral and load  
2.0 mm




322.210 2.7 mm



322.320 3.5 mm



322.440 4.5 mm




Illustrations not actual size

# Instruments

## Drill Guides—continued

322.535 5.5 mm Universal Drill Guide



323.201 2.0 mm Universal Drill Guide



323.202 2.4 mm Universal Drill Guide



323.204 2.0 mm/2.4 mm Universal Drill Guide



323.260 2.7 mm Universal Drill Guide



323.360 3.5 mm Universal Drill Guide



## Instruments

### Drill Guides—continued

323.460 4.5 mm Universal Drill Guide



323.350 3.5 mm LC-DCP Drill Guide, neutral and load



323.450 4.5 mm LC-DCP Drill Guide, neutral and load



## LCP Instruments

323.021 Direct Measuring Device  
for 5.0 mm Locking Screws

For use with 2.0 mm Guide Wires



323.023 1.6 mm Wire Sleeve



323.025 Direct Measuring Device  
For use with 1.6 mm K-Wire



323.046 2.0 mm Wire Sleeve



Illustrations not actual size

# Instruments

## LCP Instruments—continued

323.053 3.5 mm Locking Screw Sleeve



323.054 2.8 mm Drill Sleeve



323.055 1.6 mm Wire Sleeve



324.031 Threaded Plate Holder, long  
for 3.5 mm locking hole




324.075 Threaded Plate Holder  
for 5.0 mm locking hole



324.023 Threaded Plate Holder



324.024 Push-Pull Reduction Device  
for 3.5 mm LCP Plates



311.449 Push-Pull Reduction Device  
for 4.5 mm LCP Plates



323.061 2.0 mm Threaded Drill Guide with Depth Gauge  
323.034 1.5 mm Threaded LCP Drill Guide, for 2.0 mm Locking Screws  
323.029 1.8 mm Threaded LCP Drill Guide, for 2.4 mm Locking Screws



03.114.001 1.1 mm LCP Threaded Drill Guide, for 1.5 mm LCP Plates



03.111.010 1.5 mm LCP Solid Threaded Drill Guide, for 2.0 mm LCP Plates  
03.111.011 1.8 mm LCP Solid Threaded Drill Guide, for 2.4 mm LCP Plates  
313.353 2.0 mm Threaded Drill Guide, for 2.7 mm Locking Screws  
312.648 2.8 mm Threaded Drill Guide (LCP), for 3.5 mm Locking Screws  
312.445 3.2 mm Threaded Drill Guide (LCP), for 4.0 mm Locking Screws  
312.449 4.3 mm Threaded Drill Guide (LCP), for 5.0 mm Locking Screws  
397.441 1.8 mm Threaded Drill Guide, for 2.4 mm Titanium Reconstruction Plates (2.4 mm Locking Screws)  
397.442 2.4 mm Threaded Drill Guide, for 2.4 mm Titanium Reconstruction Plates (3.0 mm Locking Screws)



Illustrations not actual size

www.synthesvet.com

12/16



## Instruments

### Bending Instruments

- 329.010**    **Bending Irons**  
for 1.5 mm and 2.0 mm plates



- 329.020**    for 4.5 mm plates



- 329.040**    for 2.7 mm and 3.5 mm plates  
used with 329.05



- 329.050**    for 2.7 mm and 3.5 mm plates  
used with 329.04



- 329.070**    for 2.7 mm and 3.5 mm Reconstruction Plates



- 329.080**    for 3.5 mm and 4.5 mm Reconstruction Plates



- 312.561**    **Rod Bender**, for 3.0 mm and 5.0 mm rods  
for use with CRIF System

- 388.911**    **Bending Iron, left**, for 5.0 mm rods  
**388.922**    **Bending Iron, right**, for 5.0 mm rods



Illustrations not actual size

# Instruments

## Bending Instruments—continued

- 329.120** **Bending Pliers**  
smooth jaws, for mini plates



- 329.150** for 2.7 mm and 3.5 mm plates  
(and TPLO jig pin)



- 329.240** for plates, complete with two anvils



### Replacement Anvils, for 329.24

- 329.250** Anvil for Narrow Plates  
**329.260** Anvil for Broad Plates



- 329.241** Anvil for 5.0 mm–3.0 mm Rods, for use with 329.24



- 03.114.003** Threaded Bending Pin, for 1.5 mm LCP Plates



Illustrations not actual size

[www.synthesvet.com](http://www.synthesvet.com)

## Instruments

---


### Bending Instruments—*continued*

---


- 329.921 Threaded Bending Pin, for 2.0 mm LCP Plates  
329.922 Bending Pin for 2.4 mm Locking Plates



- 329.270 Special Bending Pliers  
for 2.7 mm Reconstruction Plates



- 329.290 Bending Pliers  
for 2.7 mm and 3.5 mm Reconstruction Plates



---

### Plate-Bending Press



Illustrations not actual size

# Instruments

## Bending Instruments—*continued*

329.170 Bending Pliers, for 2.0 mm and 2.4 mm plates



329.180 Bending Pliers, for 2.0 mm and 2.4 mm plates



329.142 Combination Bending Pliers for 2.0 mm–2.4 mm plates



## Instruments

### Bending Instruments—*continued*


329.143 2.0 mm Locking Plate Bender/Cutter




347.964 Combination Bending Pliers for 1.0 mm–2.0 mm Plates  
Used with 391.965



391.965 Combination Bending/Cutting Pliers for 1.0 mm–2.0 mm Plates  
Used with 347.964



391.967 Shortcut Plate Cutters for 2.4 mm Plates



Illustrations not actual size

# Instruments

## Instruments for TPLO


VQ0001.00 Standard TPLO Jig



VQ0001.01 Short Replacement Jig Pin Screw



VQ0001.04 Long Replacement Jig Pin Screw



VQ0001.02 Replacement Hinge Screw



VQ0001.03 Replacement Saw Guide Screw



**Saw Guides, for use with Standard TPLO Jig**

VQ0001.24 24 mm

VQ0001.27 27 mm

VQ0001.30 30 mm



VQ0002.00 Mini TPLO Jig



Illustrations not actual size

[www.synthesvet.com](http://www.synthesvet.com)

12/16

## Instruments

### Instruments for TPLO—*continued*

VQ0002.02 Replacement Hinge Screw for Mini Jig



VQ0002.04 Replacement Jig Pin Screw for Mini Jig



### Instruments for TTA

TTA Osteotomy Spreader w/Quick Coupling

VQ5001.06	6 mm
VQ5001.09	9
VQ5001.12	12
VQ5001.15	15



### Aiming Instruments

**Drill Sleeves**

333.310	3.5 mm/110 mm
333.320	2.0 mm
333.330	3.2 mm
333.340	4.5 mm



333.350 Small Pointed Hook



Illustrations not actual size


# Instruments

## Aiming Instruments—*continued*

333.360 Locking Sleeve



333.370 Measuring Bar



333.380 Offset Pointed Hook



333.390 Forked Impactor



333.400 Hook for External Fixator





## Instruments

### Aiming Instruments—*continued*

333.410 Large Hook for knee



333.420 2.0 mm Drill Sleeve  
with two parallel holes



333.530 Check Tube



### Wire and Cable Instruments

391.090 Wire Passer  
Hole Diameter: 2.1 mm  
Radius of Working End: 12 mm



391.100 45 mm Wire Passer  
standard, 220 mm  
Hole Diameter: 3.3 mm  
Radius of Working End: 20 mm



Illustrations not actual size

# Instruments

## Wire and Cable Instruments—continued

**391.104 Large Cable Passer**  
curved  
Hole Diameter: 3.18 mm  
Radius of Working End: 29 mm



**391.105 Medium Cable Passer**  
Hole Diameter: 3.18 mm  
Radius of Working End: 20 mm



**391.107 Large Cable Passer**  
Hole Diameter: 3.18 mm  
Radius of Working End: 29 mm



**391.130 70 mm Wire Passer, 235 mm**  
Hole Diameter: 3.0 mm  
Radius of Working End: 35 mm



**391.201 Cable Tensioner**



**391.883 Attachment Bit**



**391.884 Provisional Tensioning Device**



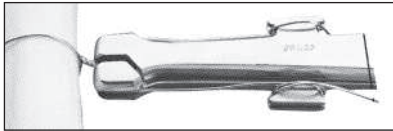
## Instruments

### Wire Instruments


- 391.210 Wire Tightener**  
with Handle and two Pegs, 240 mm



- 391.230 Fastight Wire Tightener**



- 391.800 Holding Forceps, 170 mm**



- 391.820 Wire-Bending Pliers, 160 mm**



- 391.850 Flat-Nosed Parallel Pliers, 160 mm**



Illustrations not actual size

# Instruments

## Pliers, Cutters and Cable Crimper

391.880 Locking Pliers, 180 mm



391.882 Cable Crimper



391.900 Small Wire Cutter, 160 mm  
Cuts up to 1.25 mm diameter wires



391.905 Cable Cutter, standard



391.906 Cable Cutter, large



## Instruments

### Pliers and Cutters—*continued*

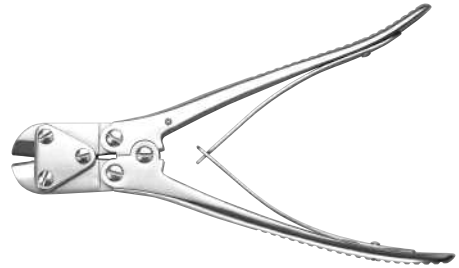
- 391.93**    **Wire Cutter, 220 mm**  
Cuts up to 2.5 mm diameter wires



- 391.94**    **Small Wire Cutter, 230 mm**



- 391.990**    **Plate and Rod Cutter**



- 388.72**    **Rod Cutter**



- 391.944**    **Wire Cutters**  
cuts up to and including 2.5 mm diameter wires



Illustrations not actual size

# Instruments

## Pliers, Cutters and Wire Instruments—continued

- 391.950 Plate-Cutting Forceps**  
for 1.5 mm-2.7 mm plates




- 391.962 Bending/Cutting Pliers**



- 391.963 Universal Bending Pliers**




- 391.967 Shortcut Plate Cutters**  
for 2.4 mm plates (2 required)



- 391.970 Wire Cutter, 175 mm**



- 391.980 Plate Cutter, for 1.0 mm to 2.0 mm plates**



- 392.000 Bending Irons**  
for 1.25 mm, 1.6 mm and 2.0 mm Kirschner Wires  
(and 2.0 mm CRIF rod)



## Instruments

### Pliers, Cutters and Wire Instruments—*continued*

392.020 for 0.8 mm to 1.25 mm Kirschner Wires



392.040 **Hand Chuck** for Kirschner Wires



#### Protective Caps for Kirschner Wires

392.177 for 1.0 mm and 1.25 mm

392.178 for 1.6 mm

392.179 for 2.0 mm

392.180 for 1.8 mm and 2.0 mm

392.240 for 2.5 mm




### Handles and Chuck

393.105 **Small Universal Chuck with T-Handle**



397.700 **Handle**  
for Gouges and Chisels quick coupling



397.705 **Handle**  
quick coupling, for Compact Air Drive




Illustrations not actual size

# Instruments

## Forceps, Clamp Spreaders and Hooks


- 392.973 **Clamp Spreader**, for Mini Clamps (for CRIF System)  
 392.974 **Clamp Spreader**, for Small and Medium Clamps (for CRIF System)



- 398.510 **Bone Hooks**  
 Small, 230 mm  
 398.520 **Bone Hooks**  
 Medium, 230 mm  
 398.530 **Bone Hooks**  
 Large, 200 mm



- 398.650 **Forceps**  
 for Broken Screw Removal



- 392.970 **Rod Holding Forceps, for CRIF System**  
 for 2.0 mm rod, mini  
 392.971 **Rod Holding Forceps, for CRIF System**  
 for 3.0 mm rod, small  
 392.972 **Rod Holding Forceps, for CRIF System**  
 for 5.0 mm rod, medium



- 03.211.400 **Compression Forceps**  
 for use with 1.6 mm compression wire (see pg. 2–34)





## Instruments

### Forceps—continued

**398.990** Small Plate Holding Forceps, 135 mm length



**398.790** Self-Centering Bone Forceps with speed lock  
Serrated jaw, 9 mm



**398.800** Serrated jaw, 10 mm

**398.810** Serrated jaw, 14 mm

**398.820** Serrated jaw, 18 mm

**398.830** Serrated jaw, 23 mm



**Plate Holding Forceps with swivel foot, 190 mm length**


**398.811** Size 0, for 2.7 mm and 3.5 mm plates

**398.812** Size 1, for 3.5 mm plates

**398.813** Size 2, for 4.5 mm plates (narrow and broad)

**398.814** Size 3, for DHS, DCS and angled blade plates

**398.819** 150 mm length, for use with 1.5 mm-2.4 mm plates



**398.950** Termite Forceps, 90 mm



**Reduction Forceps with points, speed lock**

**399.770** 130 mm

**399.780** 205 mm

**399.790** 132 mm, serrated jaw



Illustrations not actual size


# Instruments

## Forceps—*continued*

- Reduction forceps with points, ratchet**
- 399.940 174 mm
  - 399.970 130 mm
  - 399.980 205 mm
  - 399.990 144 mm, serrated jaw




- Reduction Forceps**
- 399.051 with serrated jaw, 240 mm, speed lock
  - 399.060 180 mm, speed lock



- Reduction Forceps with points, soft ratchet**
- 399.092 medium handle



- Reduction Forceps with points**
- 398.400 Narrow, ratchet, 132 mm



- Reduction Forceps with points**
- 398.410 Broad, ratchet, 132 mm



## Instruments

### Forceps—*continued*

#### Reduction Forceps with serrated jaw, soft ratchet

- 399.124 Large handle  
399.098 Medium handle



#### Bone Holding Forceps, soft ratchet

- 399.091 for plates to 9 mm wide  
399.122 for plates to 19 mm wide  
399.123 for plates to 22 mm wide



#### Bone Spreaders, soft ratchet

- 399.097 8 mm blade, medium handle  
399.125 12 mm blade, large handle



Illustrations not actual size

# Instruments

## Retractors

### Hohmann Retractors

**399.180** small, 6 mm, short narrow tip, 160 mm

**399.190** small, 8 mm, short narrow tip, 160 mm



**399.195** 8 mm, round tip, 215 mm



**399.197** 8 mm, narrow tip, 215 mm



**399.200** 8 mm, short narrow tip, 220 mm

**399.210** 18 mm, short narrow tip, 235 mm



**399.220** 43 mm, narrow tip, 240 mm

**399.230** 70 mm, narrow tip, 240 mm



**399.250** 22 mm, wide tip, 250 mm



**399.270** 18 mm, long narrow tip



**399.280** 24 mm, long wide tip, 270 mm



15 mm, broad shank, 150 mm  
for small fragments



## Instruments

---

**03.100.041**      **Periosteal Elevators, with 200 mm handle**  
6 mm width, curved blade



**03.100.042**      14 mm width, curved blade



**03.100.043**      14 mm width, straight blade



**03.100.044**      20 mm width, straight blade



**399.320**      **Periosteal Elevators**  
13 mm, straight blade, straight edge



**399.330**      13 mm, curved blade, straight edge



Illustrations not actual size

# Instruments

## Elevators, Hammers and Osteotomes

**399.350** Periosteal Elevators  
14 mm, curved blade, round edge



**399.360** 6 mm, curved blade, round edge



**399.370** 14 mm, straight blade, round edge



**399.380** 20 mm, straight blade, round edge



**399.400** 6 mm, curved blade, straight edge



**399.480** 3 mm, curved blade, straight edge



### Hammers

**399.410** 350 grams  
**399.420** 500 grams  
**399.430** 700 grams  
**399.500** 100 grams



### Osteotomes

**399.800** 2 mm, 150 mm  
**399.810** 5 mm, 150 mm  
**399.820** 10 mm, 150 mm



## Instruments

### Chisels and Gouges

- Curved Chisel Blades**
- 03.100.116 10 mm
  - 03.100.117 16 mm
  - 03.100.118 25 mm



- Chisel Blades**
- 399.550 10 mm
  - 399.560 16 mm
  - 399.570 25 mm
  - 399.580 5 mm



- Chisel Blades, long**
- 399.555 10 mm
  - 399.565 16 mm
  - 399.575 25 mm
  - 399.585 5 mm



- 399.540 **Chisel Handle**



- Gouge**
- 399.610 5 mm, straight
  - 399.620 10 mm, standard and straight
  - 399.630 15 mm, straight
  - 399.650 5 mm, curved
  - 399.660 10 mm, curved
  - 399.670 15 mm, curved



- 399.680 **Hollow Gouge**  
for Broken Screw Exposure



Illustrations not actual size

# Instruments

## Bending Templates

**329.524** Bending Templates for 2.0 mm MLP  
20 Holes, Large and Extra Large



**329.525** 6 Holes, Intermediate



**329.526** 3x3 Holes, Large and Extra Large



**329.527** 12 Holes, Intermediate



**329.528** 20 Holes



**329.529** 6 Holes, Narrow



**329.550** Bending Templates  
For 2.7 mm and 3.5 mm plates  
5 holes

**329.570** 7 holes



**329.400** For Reconstruction Plates  
37 holes



**329.640** 22 holes, for 3.5 mm plates



**329.680** 16 holes, for 4.5 mm plates



**329.820** For 3.5 mm LC-DCP, DCP and LCP Plates  
12 holes

**329.870** 7 holes

**329.890** 9 holes



329.89 (Side 1: LC-DCP)



329.89 (Side 2: DCP)



## Instruments

### Bending Templates—continued

#### For 4.5 mm LC-DCP, DCP and LCP Plates

- 329.920 12 holes  
 329.970 7 holes  
 329.990 9 holes



329.89 (Side 1: LC-DCP)



329.89 (Side 2: DCP)

#### For 4.5 mm and 5.5 mm LCP and LC-DCP Plates

- 03.100.049 16 holes



- 388.868 **Template, for 3.5 mm Rod**  
 (for use with CRIF System)



## General Instruments


- 314.210 **Wrench for Nut (219.96)**



- 319.150 **Cannulated Screw Measuring Device, for 3.5 mm and 4.0 mm cannulated screws**



- 319.250 **1.35 mm Cleaning Brush, for use with 3.5 mm and 4.0 mm cannulated screws**



- 319.380 **1.25 mm Cleaning Stylet, for use with 3.5 mm and 4.0 mm cannulated screws**



Illustrations not actual size

# Instruments

## General Instruments—continued

321.120 Articulated Tensioning Device



321.150 Socket Wrench with universal joint, 11.0 mm width across flats



321.200 Ratchet Wrench, 11 mm width across flats



## Instruments

### General Instruments—*continued*

- 03.507.000 T-Handle, hex coupling**  
for use with 2.4 mm Threaded Reduction Tool, 03.507.002

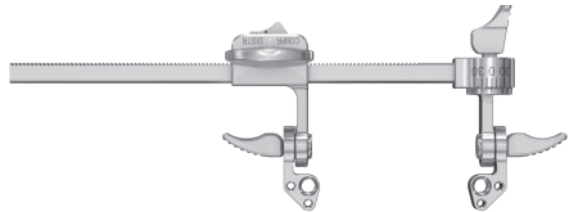


- 03.507.002 2.4 mm Threaded Reduction Tool, self-drilling, 78 mm, hex coupling**  
for use with T-Handle, hex coupling, 03.507.000



## Compression / Distraction Device

- 03.111.021 Compression/Distraction Device**



- 03.111.022 Compression/Distraction Holding Sleeve, 2.0 mm K-Wire**  
**03.111.023 Compression/Distraction Holding Sleeve, 2.5 mm K-Wire**  
**03.111.024 Compression/Distraction Holding Sleeve, 3.0 mm K-Wire**



- 03.111.041 Holding Sleeve Handle for Compression/Distraction Device**



Illustrations not actual size

# Instruments

## Instruments for Headless Compression Screws

### Compression Sleeves

<b>03.226.016</b>	2.4 mm Headless Compression Screws
<b>03.226.000</b>	3.0 mm Headless Compression Screws
<b>03.226.033</b>	4.5 mm Headless Compression Screws
<b>03.227.033</b>	6.5 mm Headless Compression Screw




### Sleeves

<b>03.226.034</b>	For 03.226.033
<b>03.227.034</b>	For 03.227.033



### Compression Sleeve Handle

<b>03.226.006</b>	2.4 mm and 3.0mm Headless Compression Screw
<b>03.226.037</b>	4.5 mm Headless Compression Screw
<b>03.227.037</b>	6.5 mm Headless Compression Screw



### Compression Sleeve Attachment

<b>03.226.038</b>	4.5 mm Headless Compression Screw
<b>03.227.038</b>	6.5 mm Headless Compression Screw



### Measuring Device

<b>03.226.002</b>	3.0 mm Headless Compression Screws
<b>03.226.030</b>	4.5 mm Headless Compression Screw
<b>03.227.030</b>	6.5 mm Headless Compression Screw



### Drill Bits, Quick Coupling

	Diameter	Canulation	Total Length
<b>310.221</b>	2.0 mm	1.2 mm	150 mm
<b>03.226.039</b>	3.2	1.7	225
<b>03.226.042</b>	4.0	1.7	215



### Drill Bits, Large Quick Coupling

	Diameter	Canulation	Total Length
<b>310.63</b>	5.0 mm	2.9 mm	300 mm
<b>03.227.042</b>	6.0	2.9	285



## Instruments

### Instruments for Headless Compression Screws—*continued*

**311.689**      **Cannulated Taps**  
6.5 mm and 7.3 mm Cannulated Screws



**03.226.040**    4.5 mm Headless Compression Screw



**312.020**      **Trocars**  
2.8 mm Trocar, for 6.5 Cannulated Screws



**312.740**      1.6 mm Trocar, for 4.5mm Cannulated Screws



**312.050**      **Protective Sleeves**  
12.0 mm / 8.5 mm Protection Sleeve, for 6.5 mm Cannulated Screws



**312.770**      9.5 mm / 7.0 mm Protection Sleeve, for 4.5 mm Cannulated Screws



**312.080**      8.5 mm / 2.8 mm Wire Sleeve, for 6.5 mm Cannulated Screws



**312.090**      15.5 mm / 13.0 mm Washer Sleeve. for use with 6.5 mm Cannulated Screws



**312.151**      2.0 mm / 1.1 mm Double Drill Sleeve



**312.750**      3.2 mm / 1.6 mm Drill Sleeve, for 4.5 mm Cannulated Screws











**312.760**      7.0 mm / 3.2 mm Drill Sleeve, for 4.5 mm Cannulated Screws



Illustrations not actual size

## Instruments

### Instruments for Headless Compression Screws—continued

313.930	<b>Screwdrivers</b> Solid Hexagonal Screwdriver 4.0 mm width across flats For removal of 6.5 mm Cannulated Screws	
314.040	Solid Hexagonal Screwdriver Shaft, 270 mm 4.0 mm width across flats For removal of 6.5 mm Cannulated Screws	
03.226.004	Cannulated StarDrive Screwdriver Shaft, T8	
03.226.041	Cannulated StarDrive Screwdriver, T15 For 4.5 mm Headless Compression Screws	
03.227.041	Cannulated Hex Screwdriver For 6.5 mm Headless Compression Screw	
03.230.004	StarDrive Screwdriver Shaft, T4 For 1.5 mm, 2.4 mm and 3.0 mm Headless Compression Screw	
319.004	Depth Gauge for 1.3 mm and 1.5 mm Screws Measures up to 30 mm	
347.985	<b>Screw and Plating Holding Forceps</b> Screw and Plate Holding Forceps For use with the Modular Hand System	




# Cases, Trays and Screw Racks

## Graphic Cases


- 60.116.540** Locking Reconstruction and Mini Plate System Graphic  
345 mm x 125 mm x 140 mm



- 60.116.541** Locking Reconstruction and Mini Plate Implant Module



- 60.116.545** 1.5 mm LCP Module






## Cases, Trays and Screw Racks

### Graphic Cases—*continued*

- 690.521** Mini Fragment Instrument Set Graphic Case  
345 mm x 125 mm x 140 mm



- 690.521.10** Mini Fragment Instrument Graphic Case, no trays, no lid



- 690.521.11** Mini Fragment Instrument Graphic Case, lid only




Illustrations not actual size


## Cases, Trays and Screw Racks

### Graphic Cases—continued


**690.521.20** Instrument Tray 1, for Mini Fragment Instrument Graphic Case



**690.521.30** Instrument Tray 2, for Mini Fragment Instrument Graphic Case



**690.521.40** Instrument Tray 3, for Mini Fragment Instrument Graphic Case



## Cases, Trays and Screw Racks

### Graphic Cases—*continued*

- 690.522** Mini Fragment Implant Set Graphic Case  
255 mm x 87 mm x 250 mm  
(screw racks not included)



- 690.523** Mini Fragment Standard Implant Module  
213 mm x 70 mm x 106 mm  
includes five Holding Clips (319.44) for securing plates



- 690.524** Mini Fragment Locking Implant Module  
213 mm x 70 mm x 106 mm  
includes five Holding Clips (319.44) for securing plates




Illustrations not actual size

## Cases, Trays and Screw Racks

### Graphic Cases—*continued*


- 690.511** Small Fragment Plate Set Graphic Case  
345 mm x 89 mm x 140 mm



- 690.511.10** Small Fragment Plate Graphic Case, no trays, no lid



- 690.511.11** Small Fragment Plate Graphic Case, lid only



Illustrations not actual size


[www.synthesvet.com](http://www.synthesvet.com)

12/16


## Cases, Trays and Screw Racks

### Graphic Cases—*continued*

**690.511.20** 3.5 mm Broad Plate Tray, for Small Fragment Plate Graphic Case



**690.511.30** 2.7 mm and 3.5 mm Plate Tray, for Small Fragment Plate Graphic Case



**690.515** Small Fragment Screw Set Graphic Case,  
255 mm x 87 mm x 250 mm  
Screw racks not included




Illustrations not actual size

## Cases, Trays and Screw Racks

### Graphic Cases—*continued*

- 690.591** Small Fragment Instrument Set Graphic Case, 345 mm x 125 mm x 140 mm



- 690.591.10** Small Fragment Instrument Graphic Case, no trays, no lid




- 690.591.11** Small Fragment Instrument Graphic Case, lid only




## Cases, Trays and Screw Racks

### Graphic Cases—*continued*


**690.591.20** Instrument Tray 1, for Small Fragment Instrument Graphic Case



**690.591.30** Instrument Tray 2, for Small Fragment Instrument Graphic Case



**690.591.40** Instrument Tray 3, for Small Fragment Instrument Graphic Case




Illustrations not actual size


## Cases, Trays and Screw Racks

### Graphic Cases—*continued*

- 690.516** Clamp Rod Internal Fixation (CRIF) Implant Graphic Case  
345 mm x 125 mm x 140 mm



- 690.516.20** Auxiliary Tray  
for use with Graphic Cases



- 690.517** Clamp Rod Internal Fixation (CRIF) Instrument Graphic Case  
345 mm x 89 mm x 140 mm







## Cases, Trays and Screw Racks

### Graphic Cases—*continued*

**690.531.10** Kirschner Wire Tray, 0.6 mm – 3.0 mm, for use with Graphic Cases



**690.542** Large Fragment Instrument Set Graphic Case  
345 mm x 125 mm x 140 mm



Illustrations not actual size

## Cases, Trays and Screw Racks

### Graphic Cases—*continued*

- 690.543** Large Fragment Plate Set Graphic Case  
330 mm x 250 mm x 110 mm



- 690.546** Large Fragment Standard Screw Set Graphic Case, 5.5 mm  
345 mm x 125 mm x 140 mm



- 690.547** Large Fragment Standard Screw Set Graphic Case, 4.5 mm/6.5 mm  
345 mm x 125 mm x 140 mm



Illustrations not actual size

[www.synthesvet.com](http://www.synthesvet.com)

## Cases, Trays and Screw Racks

### Graphic Cases—*continued*


- 690.548** Large Fragment Locking Screw Set Graphic Case, 4.0 mm/5.0 mm  
345 mm x 125 mm x 140 mm



- 690.560** TTA Set Module



- 690.590** Tibial Plateau Leveling Osteotomy Plate Set Graphic Case,  
22 mm x 33 mm x 106 mm



Illustrations not actual size

## Cases, Trays and Screw Racks


### Cases

- 301.96**     **Long Aluminum Cases**  
500 mm x 150 mm x 70 mm  
red



### Screw Racks

- 306.900**     for 1.5 mm and 2.0 mm Cortex Screws (90 mm x 80 mm x 33 mm)



- 690.592**     **Locking Small Fragment Screw Rack**  
160 mm x 70 mm x 106 mm  
(lid not shown)



## Cases, Trays and Screw Racks

### Screw Racks—continued


- 690.593** **Standard Small Fragment Screw Rack**  
213 mm x 70 mm x 106 mm  
(lid not shown)



- 304.388** **Supplemental Screw Racks with Lid** for 2.7, 3.0, 3.5, 4.0 mm screws (200 mm x 99 mm x 131 mm)  
**304.389** for 1.5 mm, 2.0 mm, 2.4 mm screws (200 mm x 99 mm x 131 mm)



- 690.991** **Screw Rack/Module Lid, short**  
**690.993** **Screw Rack/Module Lid, long**



## Miscellaneous Parts

- 01.116.531** **Length Marker Push Pin Set,**  
Contains 1 each: 6 mm – 30 mm, all sizes

- 306.667.96** **Screw Length Marker Kit**  
Contains 1 pkg each: 6, 7, 8, 9, 10, 11, 12, 13, 14, 16 and 18 mm Screw Length Markers

- 60.114.004** **Tray for Small Threaded Drill Guides**  
for 1.5 mm module (60.116.545)




Illustrations not actual size

## Cases, Trays and Screw Racks


### Screw Racks—continued

60.211.015 Compression/Distraktion Module Case



### Graphic Cases and Screw Racks for Headless Compression Screws



60.230.022 1.5 mm Headless Compression Screw Instrument and Implant Graphic Case



60.226.022 2.4 mm and 3.0 mm Headless Compression Screw Instrument and Implant Graphic Case

60.226.024 Screw Rack for 2.4 mm Headless Compression Screw



60.226.006 Screw Rack for 3.0 mm Headless Compression Screw





## Cases, Trays and Screw Racks

### Graphic Cases and Screw Racks for Headless Compression Screws—continued

- 60.226.060** 4.5 mm Headless Compression Screw Graphic Case  
**60.226.061** Screw Rack for 4.5 mm Headless Compression Screw



- 60.227.060** 4.5 mm Headless Compression Screw Graphic Case  
**60.227.061** Screw Rack for 6.5 mm Headless Compression Screw



Illustrations not actual size

# Reference Materials

---

## Reference Materials

---

**6001** Preoperative Planner supplies  
**6002** Refill Pens, set of 3  
**6003** Refill Tracing Pad, 75 sheets  
**6003** Goniometer

---

**NA0328** TPLO Bone Model







# Biomaterial Products

## chronOS® Beta-Tricalcium Phosphate (Beta-TCP) Bone Void Filler

### chronOS Granules, sterile

#### Extra Small

Granule size

710.000.98S 0.5 mm–0.7 mm 0.5 cc

710.001.98S 0.7 mm–1.4 mm 0.5 cc



#### Small, 0.7 mm–1.4 mm

1.0 cc

710.002.98S

2.5 cc

710.003.98S

#### Medium, 1.4 mm–2.8 mm

5 cc

710.014.97S

10 cc

710.019.97S

20 cc

710.021.97S

2.5 cc

710.011.98S



#### Large, 2.8 mm–5.6 mm

5 cc

710.025.97S

10 cc

710.026.97S

20 cc

710.027.97S

## Biomaterial Products

### chronOS Beta-Tricalcium Phosphate (Beta-TCP) Bone Void Filler

**710.045.97S** **chronOS Beta-TCP Blocks**, sterile  
12.5 mm x 12.5 mm x 10 mm  
**710.047.97S** 20 mm x 20 mm x 10 mm



**710.050.97S** **chronOS Beta-TCP Wedges**, sterile  
**Rectangular**  
10°  
**710.051.97S** 14°  
**710.052.97S** 18°  
**710.053.97S** 22°

**710.057.97S** **Semi-circular**  
7°  
**710.060.97S** 10°  
**710.063.97S** 13°



## Numerical Index

01.116.531	4-14	314.06 - 314.11	3-12	392.973, .974	3-33
01.240.001	1-31, 32	314.115 - .119	3-10, 3-11	393.105	3-32
02.111.500.10, .501.10	2-37	314.13 - .17	3-11	397.441, .442	3-17
02.200.003	2-38	314.21	3-42	397.70	3-32
02.226.010 - 230.120	2-12 - 13	314.27, .29	3-12	397.705	3-32
03.100.041 - .044	3-38	314.467	3-11	398.40, .41	3-35
03.100.049	3-42	314.468	3-12	398.51 - .53	3-33
03.100.116 - .118	3-40	314.67.97	3-10	398.65	3-33
03.111.010, .011	3-17	315.21 - .48	3-3	398.79 - .99	3-34
03.111.021 - .041	3-44	319.004	3-47	398.811 - .819	3-34
03.114.001	3-17	319.006, .091	3-13	399.051	3-35
03.114.002 - .010	3-9	319.01 - .11	3-13	399.06	3-35
03.114.003	3-19	319.15 - .38	3-42	399.091 - 399.125	3-35, 36
03.114.007	3-2	319.39 - .97	3-14	399.18 - .49	3-37
03.211.400	3-33	321.12 - .20	3-43	399.195 - .197	3-37
03.211.410 - .440	2-37	322.15 - .44	3-14	399.32 - .50	3-38, 39
03.226.000 - .226.042	3-45	322.535	3-15	399.54 - .68	3-40
03.227.030 - .227.042	3-45	323.021 - .061	3-16, 17	399.555 - .585	3-40
03.230.004	3-47	323.062	3-3	399.77 - .79	3-34
03.507.000, .002	3-44	323.201 - .204	3-15	399.80 - .82	3-39
103.001 - .60	1-2 - 30	323.26, .35 - 36	3-15, 3-16	399.94 - .99	3-35
281.0015	2-38	323.45, .46	3-16	497.689	2-38
292.622, .623	2-39	324.023 - .075	3-17	60.114.004	4-14
292.652, .656	2-38	329.01 - .08	3-18	60.116.540 - .545	4-1
292.68, .81	2-39	329.12 - .26	3-19	60.211.015	4-15
292.73, .76	2-36	329.142, .143	3-21, 22	60.226.006	4-15
298.803S - 298.839S	2-38	329.17, .18	3-21	60.226.022, .024	4-15
301.96	4-13	329.241	3-19	60.226.060, .061	4-16
304.388, .389	4-14	329.27 - .30	3-20	60.227.060, .061	4-16
306.667.96	4-14	329.40 - .89	3-41	60.230.022	4-15
306.900	4-13	329.524 - .529, .820	3-41	6001 - 6003	5-1
309.035 - .670	3-1	329.92 - .99	3-42	690.511.10 - .30	4-5, 6
310.10 - .55	3-2	329.921, .922	3-20	690.515	4-6
310.161	3-3	333.31 - .53	3-24 - 26	690.516, .20	4-9
310.221	3-45	347.964	3-22	690.517	4-9
310.63	3-34	347.985	3-47	690.521, .10 - .40	4-2, 3
310.86 - .99	3-4, 3-6	388.72	3-30	690.522 - .524	4-4
311.01 - .44	3-6	388.868	3-42	690.531, .10	4-10
311.023.97	3-9	388.911, .922	3-18	690.542	4-10
311.15 - .66	3-5	391.09 - .13	3-26, 27	690.543	4-11
311.449	3-17	391.201	3-27	690.546, .547	4-11
311.689	3-46	391.21, .23	3-28	690.548	4-12
312.02 - .09	3-46	391.80 - .85	3-28	690.560	4-12
312.151	3-46	391.88 - .90	3-29	690.590	4-12
312.20 - .67	3-7, 3-8	391.883, .884	3-27	690.591, .10 - .40	4-7, 8
312.445, .449	3-17	391.905, .906	3-29	690.592	4-13
312.561	3-18	391.93, .94	3-30	690.593	4-14
312.648	3-17	391.962, .963	3-31	690.991, .993	4-14
312.74 - .77	3-46	391.965, .967	3-22	710.000.98S - .003.98S	6-1
313.353	3-17	391.95 - .98	3-31	710.011.98S	6-1
313.843	3-11	391.990	3-30	710.014.97S - 027.97S	6-1
313.251 - 313.99	3-9	392.00	3-31	710.045.97S - .063.97S	6-2
313.93	3-47	392.02	3-32	900.722	2-38
313.97.96	3-12	392.040	3-32	NA0328	5-1
313.993	3-10	392.177 - .179	3-32	VC2000.01 - VC5000.01	2-34
314.00 - .03	3-10	392.18, .24	3-32	VC2000.02 - VC5000.02	2-34
314.04	3-47	392.970 - .972	3-33	VP1000.20	2-14

## Numerical Index

VP1010.04 - .50	2-14	VP4402.L4, .R4	2-31	VW1005.15 - VW1605.15	2-36
VP1030.50	2-14	VP4403.L3, .R3	2-31	VW1006.7S, VW1706.7S	2-37
VP1300.01 - .05	2-35	VP4404.L3, .R3	2-30	VW1805.15 - VW3005.15	2-36
VP1301.01 - .03	2-35	VP4405.L3, .R3	2-30	VW3505.1S, VW4505.1S	2-38
VP1302.01	2-35	VP4601.L7, .R7	2-32	VW3507.15 - VW5007.25	2-37
VP1313.09	2-15	VP4602.L7, .R7	2-32		
VP1314.09	2-15	VP4603.L7, .R7	2-32		
VP1322.02 - .08	2-15	VP5031.L4 - VP5031.R5	2-32		
VP1323.09	2-16	VP5041.L6 - VP5041.R8	2-32		
VP1324.09	2-16	VP5052.04 - VP5052.15	2-32		
VP1332.03	2-16	VP5053.03, .05	2-32		
VP1342.05 - .09	2-16	VPT4010.04 - .20	2-33		
VP1352.03 - .12	2-17	VPT4011.06, .12	2-33		
VP1370.L2, .R2	2-17	VPT4013.06	2-33		
VP1371.L2, .R2	2-17	VPT4014.06 - .20	2-33		
VP1380.L3, .R3	2-17	VPT4015.12, .20	2-33		
VP1381.L3, .R3	2-17	VPT4120.14, .24	2-33		
VP2010.04 - .06	2-18	VQ0001.00 - .30	3-23		
VP2011.06 - .08	2-18	VQ0002.00 - .04	3-23, 24		
VP2030.04 - .12	2-18	VQ5001.06 - .15	3-24		
VP2040.03 - .14	2-18	VR201.030 - VR501.240	2-34		
VP2050.07 - .16	2-19	VS101.006 - .020	2-1		
VP2060.02 - .24	2-19	VS102.006 - .024	2-1		
VP2070.06 - .26	2-19	VS105.006 - .024	2-1		
VP2500.06	2-20	VS106.006 - .024	2-8		
VP2501.05	2-20	VS201.006 - .032	2-2		
VP3011.04 - .07	2-21	VS202.006 - .040	2-2		
VP3012.06 - .14	2-21	VS203.006 - .040	2-2		
VP3021.04 - .08	2-21	VS204.006 - .050	2-3		
VP3022.08 - .14	2-21	VS205.006 - .055	2-3		
VP3031.04 - .16	2-21	VS206.010 - .034	2-9		
VP3041.02 - .22	2-22	VS207.006 - .030	2-8		
VP3051.07 - .22	2-22	VS208.006 - .030	2-8		
VP3060.02 - .22	2-23	VS301.010 - .060	2-4		
VP3070.06 - .22	2-23	VS302.010 - .070	2-4		
VP4001.04 - VP4007.06	2-24	VS303.010 - .070	2-9		
VP4005.L8, .R8	2-24	VS401.014 - .100	2-5		
VP4011.04 - .07	2-26	VS402.014 - .100	2-5		
VP4012.06 - .14	2-26	VS403.010 - .070	2-6		
VP4021.04 - .08	2-26	VS404.010 - .070	2-6		
VP4022.08 - .14	2-26	VS406.014 - .062	2-10		
VP4031.04 - .16	2-26	VS501.024 - .100	2-6		
VP4041.02 - .22	2-27	VS502.014 - .090	2-10		
VP4045.07 - .22	2-27	VS601.020 - .100	2-7		
VP4051.03 - .16	2-28	VS602.030 - .100	2-7		
VP4061.06 - .18	2-28	VS603.045 - .100	2-7		
VP4071.10 - .18	2-28	VST201.006 - .018	2-11		
VP4101.04 - VP4107.06	2-25	VST202.005 - .018	2-11		
VP4105.L8, .R8	2-25	VST203.006 - .012	2-11		
VP4230.04 - .12	2-29	VST211.008 - .024	2-11		
VP4301.12	2-29	VST212.008 - .022	2-11		
VP4312.07	2-29	VST311.008 - .022	2-11		
VP4322.07	2-29	VW0402.10 - VW1502.10	2-37		
VP4332.07	2-29	VW0411.15 - VW1211.30	2-37		
VP4343.03 - .08	2-30	VW0603.70 - VW3003.28	2-35		
VP4400.L3, .R3	2-31	VW0604.07 - VW3004.15	2-36		
VP4401.L3, .R3	2-31	VW0801.28 - VW1501.28	2-36		

## Alphabetical Index

<b>A</b>		<b>D</b>	
Acetabular plates	2-20	DCP Plate Drill Guides	3-14
Aiming instruments	3-24, 25	DCP Plates	2-18-20
Anvils for bending pliers	3-19	Depth gauges	3-13, 47
Articulated tensioning device	3-43	Direct measuring devices	3-16, 45
Aluminum case	4-13	Double drill sleeves	3-7, 8
		Double pelvic osteotomy plates	2-32
<b>B</b>		Drill bits	3-2, 3, 45
Bending irons	3-18	Drill guides	3-7, 14 - 16
Bending pins	3-19, 20	Drill sleeves	3-7, 8, 24, 46
Bending pliers	3-19-22, 28, 31		
Bending templates	3-41, 42	<b>E</b>	
Beta-TCP material	6-1, 2	Emergency screws	2-11
Biomaterials	6-1, 2	Equine General Instrument Set	1-32
Bone holding forceps	3-34, 36	Extraction bolts	3-1
Bone hooks	3-33		
Bone spreaders, soft ratchet	3-36	<b>F</b>	
		Forceps	3-28, 31, 33-36
<b>C</b>		Forked impactor	3-25
Cable instruments	3-26-29		
Cable with crimp	2-37	<b>G</b>	
Cancellous bone screws		Gauge for drill bits and screws	3-13
4.0 mm	2-6	Goniometer	5-1
6.5 mm	2-7	Gouges	3-40
Cases	4-1-16	Graphic cases	4-1 - 16
Cerclage buttons	2-38	Guide wires	2-38, 39
Cerclage positioning pin	2-38		
Cerclage wires	2-36, 37	<b>H</b>	
Check tube	3-26	Hammers	3-39
Chisel blades	3-40	Handles	3-6, 9, 11, 32
Chisel handle	3-40	Headless Compression Screws	
chronOS granules and shapes	6-1, 2	1.5 mm	2-12
Chucks	3-32	2.4 mm	2-12
Clamps	2-34	3.0 mm	2-12
Clamp spreaders	3-33	4.5 mm	2-13
Cleaning brushes and stylet	3-42	6.5 mm	2-13
Compression / Distraction Device	3-44	Headless Compression Screw	
Compression Wire	2-37	Instrumentation	3-45, 3-47
Conical extraction device	3-1	Hexagonal screwdrivers	3-10 - 12, 47
Conical extraction screws	3-1	Hohmann retractors	3-37
Cortex screws		Holding clip	3-14
1.5 mm	2-1	Holding forceps	3-28, 33-34, 36
2.0 mm	2-2	Holding sleeves	3-9, 10, 12
2.0 mm, titanium	2-11	Hollow gouge	3-40
2.4 mm	2-2	Hollow reamers	3-1
2.4 mm, titanium	2-11	Hooks for aiming device	3-25, 26
2.7 mm	2-3		
3.5 mm	2-4	<b>K</b>	
4.5 mm	2-5	Kirschner wires	2-35, 36
5.5 mm	2-6		
Countersinks	3-4	<b>L</b>	
CRIF Sets	1-22, 23	Large Fragment Sets	1-24 - 31
Cruciform screwdrivers	3-9, 10	LC-DCP Plate Drill Guides	3-16
Cutters	3-29 - 31	LC-DCP Plates	2-21-23
Cut-to-length plates	2-14, 15	LCP Instruments	3-16, 17

Illustrations not actual size

www.synthesvet.com

## Alphabetical Index

LCP Plates	2-24-32	<b>S</b>	
Locking Reconstruction Instrument and Implant set	1-21	Saw guide	3-23
Locking screws		Screw forceps	3-14
1.5 mm	2-8	Screw racks	4-4, 13-16
2.0 mm	2-8	Screw Removal Set	1-35, 36
2.0 mm, titanium	2-11	Screwdrivers and screwdriver shafts	3-9 - 12, 37
2.4 mm	2-8	Self-centering bone forceps	3-34
2.4 mm, titanium	2-11	Sharp hook	3-14
2.7 mm	2-9	Small fragment sets	1-10 - 18
3.0 mm, titanium	2-11	Small universal chuck with T-handle	3-32
3.5 mm	2-9	Socket wrench with universal joint	3-43
4.0 mm	2-10	Spare centering pins	3-1
5.0 mm	2-10	Spare reamer tubes	3-1
L-plates	2-17	Spiked washers	2-35
<b>M</b>		StarDrive Screwdrivers	3-9 - 11, 47
Measuring bar	3-24	Steinmann Pins	2-37
Mini Fragment Sets	1-4 - 9	Straight plates	2-14
Modules	4-1, 4, 12, 15	<b>T</b>	
<b>N</b>		Taps	3-5, 46
Nut	2-35	Termite forceps	3-34
<b>O</b>		Threaded bending pin	3-19, 20
Osteotomes	3-39	Threaded drill guides	3-17
<b>P</b>		Threaded plate holders	3-17
Pancarpal Plate	2-29	Threaded plug	2-38
Parallel drill guides	3-7	Three-fluted drill bits	3-3
Periosteal elevators	3-38, 39	TPLO bone model	5-1
Plate holding forceps with swivel foot	3-34	TPLO instruments	3-23, 24
Plate-bending press	3-20	TPLO plates	2-30, 31
Plates		TPLO sets	1-19
Round hole plates	2-14 - 17	T-plates	
DCP	2-18 - 20	Standard	2-15 - 17
LC-DCP	2-21 - 23	Locking	2-24, 25, 29, 30
LCP	2-24 - 32	Tibial Tuberosity Advancement (TTA) Implants	2-32
Ti Locking	2-33	Tibial Tuberosity Advancement (TTA) Instruments	3-24
Pliers	3-19 - 22, 28 - 31	TTA Set	1-20
Preoperative planners and supplies	5-1	Titanium Bending Insert Screw	2-38
Protective caps for K-wires	3-32	Triple osteotomy plates	2-32
Push-pull reduction devices	3-17	Trays	4-3, 6, 8 - 10, 14
<b>R</b>		Tocars	3-46
Ratchet wrench	3-43	<b>U</b>	
Reconstruction plates, locking	2-29, 33	Universal drill guides	3-15, 16
Reduction forceps	3-34 - 36	<b>W</b>	
Reduction Instrument Set	1-33	Washers	2-34
Reduction Wires	2-37	Wire instruments	3-26 - 33
Retractors	3-37	Wire Instrument and Implant Set	1-34
Rods	2-34	Wire mount	2-38
Rod bender	3-18	Wire sleeves	3-16, 17
Rod holding forceps	3-33	Wrench for nut	3-42

Illustrations not actual size

Limited Warranty and Disclaimer: DePuy Synthes Vet products are sold with a limited warranty to the original purchaser against defects in workmanship and materials.

Any other express or implied warranties, including warranties of merchantability or fitness, are hereby disclaimed.

In the USA, this product has labeling limitations. See package insert for complete information.

USA Law restricts these devices to sale by or on the order of a physician.

Not all products are currently available in all markets.



PART OF THE *Johnson & Johnson* FAMILY OF COMPANIES

**DePuy Synthes Vet**

1302 Wrights Lane East  
West Chester, PA 19380  
Telephone: (610) 710-6599  
To order: (800) 523-0322

[www.synthesvet.com](http://www.synthesvet.com)